

SCHOOL DISTRICT AUDITED FINANCIAL STATEMENTS FISCAL YEAR 2009/2010

SCHOOL DISTRICT NUMBER 82	NAME OF SCHOOL DISTRICT Coast Mountain	YEAR 2009/2010
OFFICE LOCATION 3211 Kenney Street		TELEPHONE NUMBER 250 635 4931
CITY/PROVINCE Terrace, BC		POSTAL CODE V8G 3E9
WEBSITE ADDRESS cmsd.bc.ca		
NAME OF SUPERINTENDENT Rob Greenwood		NAME OF SECRETARY-TREASURER Linda Brown

DECLARATION AND SIGNATURES

SCHOOL DISTRICT MANAGEMENT'S RESPONSIBILITY FOR FINANCIAL REPORTING

The financial statements and supporting schedules of The Board of Education of School District No. 82 (Coast Mountain) ("the Board") have been prepared by school district management which has responsibility for their preparation, integrity and objectivity. The financial statements and schedules, including notes, have been prepared in accordance with Canadian generally accepted accounting principles for not-for-profit organizations.

In fulfilling its reporting responsibilities, management has maintained internal control systems and procedures designed to provide reasonable assurance that the school district's assets are safeguarded, that transactions are executed in accordance with appropriate authorization and that the accounting records may be relied upon to properly reflect the school district's transactions. The effectiveness of the control systems is supported by the selection and training of qualified personnel, an organizational structure that provides an appropriate division of responsibility and a strong budgetary system of control.

The Board's Responsibility

The ultimate responsibility for the financial statements lies with the Board. The Board has reviewed and approved the financial statements.




External Auditors

The Board appoints external auditors to audit the financial statements. The external auditors have full and free access to school district records, and present their report to the Board.

Declaration of Management and Board Chairperson

To the best of our knowledge and belief, these financial statements and supporting schedules reflect, in all material respects, the financial position, revenue and expense, changes in fund balances, and cash flows for the year in accordance with Canadian generally accepted accounting principles for not-for-profit organizations.

We, the undersigned, certify that the attached is a correct and true copy of the Audited Financial Statements of School District No. 82 (Coast Mountain) for the year ended June 30, 2010.

SIGNATURE OF CHAIRPERSON OF THE BOARD OF EDUCATION 	DATE SIGNED Sept 21 / 10
SIGNATURE OF SUPERINTENDENT 	DATE SIGNED Sept 28 / 10
SIGNATURE OF SECRETARY-TREASURER  per Linda Brown	DATE SIGNED Sept 28 / 10

**SCHOOL DISTRICT No. 82 (COAST MOUNTAIN)
2009/2010 AUDITED FINANCIAL STATEMENTS**

TABLE OF CONTENTS

AUDITORS' REPORT

FINANCIAL STATEMENTS

Statement of Financial Position	Statement 1
Statement of Revenue and Expense	Statement 2
Statement of Changes in Fund Balances	Statement 3
Statement of Cash Flows	Statement 4.1
Statement of Cash Flows	Statement 4.2

NOTES TO FINANCIAL STATEMENTS

SCHEDULES

Operating Fund

Surplus (Deficit)	Schedule A1
Comparative Schedule of Revenue by Source	Schedule A2
Comparative Schedule of Expense by Object	Schedule A3
Expense by Function, Program and Object	Schedule A4.1
Expense by Function, Program and Object	Schedule A4.2
Changes in Deferred Contributions	Schedule A5

Special Purpose Funds

Summary of Changes	Schedule B1
Changes in Ministry of Education Designated Special Purpose Funds	Schedule B2
Changes in Other Special Purpose Funds	Schedule B3

Capital Fund

Capital Assets	Schedule C1
Capital Assets - Work In Progress	Schedule C2
Deferred Capital Contributions	Schedule C3
Changes in Deferred Contributions	Schedule C4
Changes in Fund Balances	Schedule C5

AUDIT REPORT

**To the Board of Education
School District No. 82 (Coast Mountains)**


We have audited the statement of financial position of School District No. 82 (Coast Mountains) as at June 30, 2010 and the statements of revenue and expense, changes in fund balances and cash flows for the year then ended. These financial statements are the responsibility of the School District's management. Our responsibility is to express an opinion on these financial statements based on the audit.

We conducted the audit in accordance with Canadian generally accepted auditing standards. These standards require that we plan and perform an audit to obtain reasonable assurance that the financial statements are free of material misstatement. An audit includes examining, on a test basis, evidence supporting the amounts and disclosures in the financial statements. An audit also includes assessing the accounting principles used and significant estimates made by management, as well as evaluating the overall financial statement presentation.

In our opinion, these financial statements present fairly, in all material respects, the financial position of the School District as at June 30, 2010 and the results of its operations for the year then ended in accordance with Canadian generally accepted accounting principles.

Our audit was conducted for the purpose of forming an opinion on the basic financial statements of the School District taken as a whole. The current year's supplementary information included in Schedules A1 to C5 is presented for purposes of additional analysis. Such supplementary information has been subjected to the auditing procedures applied in the audit of the financial statements and, in our opinion, is fairly stated, in all materially respects, in relation to the financial statements taken as a whole.

Terrace, BC
July 16, 2010



SCHOOL DISTRICT No. 82 (COAST MOUNTAIN)
STATEMENT OF FINANCIAL POSITION
AS AT JUNE 30, 2010

Statement 1

	OPERATING FUND	SPECIAL PURPOSE FUNDS	CAPITAL FUND	TOTAL 2010	TOTAL 2009
ASSETS					
Current Assets					
Cash and Cash Equivalents (Note 2b)	\$ 7,586,904	\$ 617,512		\$ 8,204,416	\$ 10,681,992
Accounts Receivable					
Due from Province - Ministry of Education				-	2,541
Due from LEA/Direct Funding (Note 2c)	2,156,107			2,156,107	2,109,850
Other Receivables (Note 3)	196,159			196,159	191,273
Interfund Loans (Note 2a)		1,577,276	4,063,036		
Inventories (Note 2d)	75,573			75,573	172,414
Prepaid Expenses (Note 2e)	99,079			99,079	168,489
	<u>10,113,822</u>	<u>2,194,788</u>	<u>4,063,036</u>	<u>10,731,334</u>	<u>13,326,559</u>
Capital Assets - Net (Note 2f, 4)			61,318,616	61,318,616	61,343,565
TOTAL ASSETS	<u>\$ 10,113,822</u>	<u>\$ 2,194,788</u>	<u>\$ 65,381,652</u>	<u>\$ 72,049,950</u>	<u>\$ 74,670,124</u>
LIABILITIES AND FUND BALANCES					
Current Liabilities					
Accounts Payable and Accrued Liabilities					
Other	2,993,697			2,993,697	2,118,014
Interfund Loans	5,640,312				
Other Current Liabilities	118,722			118,722	76,253
	<u>8,752,731</u>	<u>-</u>	<u>-</u>	<u>3,112,419</u>	<u>2,194,267</u>
Deferred Contributions					
Ministry of Education		1,540,767	217,830	1,758,597	2,536,059
Other		654,021		654,021	998,464
Accrued Employee Future Benefits	1,361,091			1,361,091	1,324,620
Deferred Capital Contributions			39,384,349	39,384,349	41,205,708
TOTAL LIABILITIES	<u>10,113,822</u>	<u>2,194,788</u>	<u>39,602,179</u>	<u>46,270,477</u>	<u>48,259,118</u>
Fund Balances					
Invested in Capital Assets			21,934,267	21,934,267	20,137,857
Internally Restricted			3,845,206	3,845,206	5,555,808
Unrestricted			-	-	717,341
TOTAL FUND BALANCES	<u>-</u>	<u>-</u>	<u>25,779,473</u>	<u>25,779,473</u>	<u>26,411,006</u>
TOTAL LIABILITIES AND FUND BALANCES	<u>\$ 10,113,822</u>	<u>\$ 2,194,788</u>	<u>\$ 65,381,652</u>	<u>\$ 72,049,950</u>	<u>\$ 74,670,124</u>

SCHOOL DISTRICT No. 82 (COAST MOUNTAIN)
STATEMENT OF REVENUE AND EXPENSE
YEAR ENDED JUNE 30, 2010

Statement 2

	OPERATING FUND	SPECIAL PURPOSE FUNDS	CAPITAL FUND	TOTAL 2010	TOTAL 2009
REVENUE					
Provincial Grants - Ministry of Education	\$ 47,653,304	\$ 1,966,512		\$ 49,619,816	\$ 48,843,496
Provincial Grants - Other		399,413		399,413	25,000
Other Revenue	5,077,536	1,074,912		6,152,448	8,049,650
Rentals and Leases	211,212			211,212	249,997
Investment Income	160,845	22,755	162,948	346,548	250,580
Amortization of Deferred Capital Contributions			1,828,864	1,828,864	1,855,429
	<u>53,102,897</u>	<u>3,463,592</u>	<u>1,991,812</u>	<u>58,558,301</u>	<u>59,274,152</u>
EXPENSE					
Salaries					
Teachers	22,152,195			22,152,195	21,823,441
Principals and Vice Principals	3,432,629	26,095		3,458,724	3,593,892
Educational Assistants	3,609,968	264,930		3,874,898	2,528,278
Support Staff	5,314,349	164,093		5,478,442	6,174,814
Other Professionals	1,664,225	11,649		1,675,874	1,407,448
Substitutes	1,890,375	61,325		1,951,700	1,847,638
	<u>38,063,741</u>	<u>528,092</u>	-	<u>38,591,833</u>	<u>37,375,511</u>
Employee Benefits	7,975,389	98,885		8,074,274	7,644,208
Services and Supplies	8,408,322	1,652,779		10,061,101	10,510,762
Amortization of Capital Assets			2,462,626	2,462,626	2,421,795
	<u>54,447,452</u>	<u>2,279,756</u>	<u>2,462,626</u>	<u>59,189,834</u>	<u>57,952,276</u>
NET REVENUE (EXPENSE)	\$ (1,344,555)	\$ 1,183,836	\$ (470,814)	\$ (631,533)	\$ 1,321,876

SCHOOL DISTRICT No. 82 (COAST MOUNTAIN)
STATEMENT OF CHANGES IN FUND BALANCES
YEAR ENDED JUNE 30, 2010

Statement 3

	OPERATING FUND	SPECIAL PURPOSE FUNDS	CAPITAL FUND	TOTAL 2010	TOTAL 2009
FUND BALANCES, BEGINNING OF YEAR	\$ 1,500,093		\$ 24,910,913	\$ 26,411,006	\$ 25,089,130
Changes for the Year					
Net Revenue (Expense) for the Year	(1,344,555)	1,183,836	(470,814)	(631,533)	1,321,876
Interfund Transfers					
Capital Assets Purchased	(813,522)	(1,183,836)	1,997,358	-	
Local Capital	657,984		(657,984)	-	
Net Changes for the Year	<u>(1,500,093)</u>	<u>-</u>	<u>868,560</u>	<u>(631,533)</u>	<u>1,321,876</u>
FUND BALANCES, END OF YEAR	<u>\$ -</u>	<u>\$ -</u>	<u>\$ 25,779,473</u>	<u>\$ 25,779,473</u>	<u>\$ 26,411,006</u>

SCHOOL DISTRICT No. 82 (COAST MOUNTAIN)
STATEMENT OF CASH FLOWS
YEAR ENDED JUNE 30, 2010

Statement 4.1

	OPERATING FUND	SPECIAL PURPOSE FUNDS	CAPITAL FUND	TOTAL 2010	TOTAL 2009
CASH PROVIDED BY (USED FOR)					
OPERATIONS					
Net Revenue (Expense) for the Year	\$ (1,344,555)	\$ 1,183,836	\$ (470,814)	\$ (631,533)	\$ 1,321,876
Changes in Non-Cash Working Capital					
Decrease (Increase)					
Accounts Receivable	(48,602)			(48,602)	2,690,190
Interfund Loans	(1,687,666)	760,239	927,428	1	
Inventories	96,841			96,841	(82,660)
Prepaid Expenses	69,410			69,410	(164,415)
Increase (Decrease)					
Accounts Payable/Accrued Liabilities	875,682			875,682	401,807
Other Current Liabilities	42,469			42,469	(629,988)
Deferred Contributions		(1,122,327)		(1,122,327)	(307,102)
Accrued Employee Future Benefits	36,471			36,471	55,177
Items Not Involving Cash					
Amortization of Capital Assets			2,462,626	2,462,626	2,421,795
Amortization of Deferred Capital Contributions			(1,828,864)	(1,828,864)	(1,855,429)
Interfund Transfers	(155,538)	(1,183,836)	1,339,374	-	
	<u>(2,115,488)</u>	<u>(362,088)</u>	<u>2,429,750</u>	<u>(47,826)</u>	<u>3,851,251</u>
FINANCING					
Deferred Contributions Received - Capital			7,927	7,927	4,150
	-	-	<u>7,927</u>	<u>7,927</u>	<u>4,150</u>
INVESTING					
Capital Assets Purchased - Operating			(813,522)	(813,522)	(224,099)
Capital Assets Purchased - Special Purpose			(1,183,836)	(1,183,836)	(1,495,455)
Capital Assets Purchased - Local Capital			(432,814)	(432,814)	
Capital Assets Purchased - Deferred Contributions - Capital			(7,505)	(7,505)	
	-	-	<u>(2,437,677)</u>	<u>(2,437,677)</u>	<u>(1,719,554)</u>
NET INCREASE (DECREASE) IN CASH	<u>\$ (2,115,488)</u>	<u>\$ (362,088)</u>	<u>\$ -</u>	<u>\$ (2,477,576)</u>	<u>\$ 2,135,847</u>

SCHOOL DISTRICT No. 82 (COAST MOUNTAIN)
STATEMENT OF CASH FLOWS
YEAR ENDED JUNE 30, 2010

Statement 4.2

	OPERATING FUND	SPECIAL PURPOSE FUNDS	CAPITAL FUND	TOTAL 2010	TOTAL 2009
NET INCREASE (DECREASE) IN CASH	\$ (2,115,488)	\$ (362,088)	\$ -	\$ (2,477,576)	\$ 2,135,847
Net Cash, Beginning of Year	9,702,392	979,600		10,681,992	8,546,145
NET CASH, END OF YEAR	<u>\$ 7,586,904</u>	<u>\$ 617,512</u>	<u>\$ -</u>	<u>\$ 8,204,416</u>	<u>\$ 10,681,992</u>
Cash	\$ 7,586,904	\$ 617,512		\$ 8,204,416	\$ 10,681,992
NET CASH, END OF YEAR	<u>\$ 7,586,904</u>	<u>\$ 617,512</u>	<u>\$ -</u>	<u>\$ 8,204,416</u>	<u>\$ 10,681,992</u>

SCHOOL DISTRICT No. 82 (COAST MOUNTAIN)
OPERATING FUND
SURPLUS (DEFICIT)
YEAR ENDED JUNE 30, 2010

Schedule A1

	2010	2010		2009
	ACTUAL	AMENDED ANNUAL BUDGET		ACTUAL
REVENUE				
Provincial Grants - Ministry of Education	\$ 47,653,304	\$ 45,666,130	\$	46,361,456
Provincial Grants - Other				25,000
Other Revenue	5,077,536	6,667,808		6,321,869
Rentals and Leases	211,212	148,000		249,997
Investment Income	160,845	297,202		128,745
	<u>53,102,897</u>	<u>52,779,140</u>		<u>53,087,067</u>
EXPENSE				
Salaries				
Teachers	22,152,195	22,230,792		21,817,893
Principals and Vice Principals	3,432,629	3,651,825		3,593,475
Educational Assistants	3,609,968	3,535,574		2,501,700
Support Staff	5,314,349	5,227,381		5,784,285
Other Professionals	1,664,225	1,663,529		1,407,448
Substitutes	1,890,375	1,561,511		1,842,424
	<u>38,063,741</u>	<u>37,870,612</u>		<u>36,947,225</u>
Employee Benefits	7,975,389	6,973,226		7,558,677
Services and Supplies	8,408,322	9,835,395		8,279,486
	<u>54,447,452</u>	<u>54,679,233</u>		<u>52,785,388</u>
NET REVENUE (EXPENSE), FOR THE YEAR	(1,344,555)	(1,900,093)		301,679
INTERFUND TRANSFERS				
Capital Assets Purchased	(813,522)			(224,099)
Local Capital	657,984	400,000		
OTHER ADJUSTMENTS TO OPERATING FUND BALANCE				
BUDGETED ALLOCATION (RETIREMENT) OF SURPLUS (DEFICIT)		1,500,093		
SURPLUS (DEFICIT), FOR THE YEAR	(1,500,093)	\$ -		77,580
SURPLUS (DEFICIT), BEGINNING OF YEAR	1,500,093			1,422,513
SURPLUS (DEFICIT), END OF YEAR				
(Section 156 (12) of School Act)	<u>\$ -</u>		<u>\$</u>	<u>1,500,093</u>
SURPLUS (DEFICIT), END OF YEAR				
	<u>\$ -</u>			

SCHOOL DISTRICT No. 82 (COAST MOUNTAIN)
OPERATING FUND
COMPARATIVE SCHEDULE OF REVENUE BY SOURCE
YEAR ENDED JUNE 30, 2010

Schedule A2

	2010 ACTUAL	2010 AMENDED ANNUAL BUDGET	2009 ACTUAL
PROVINCIAL GRANTS - MINISTRY OF EDUCATION			
Operating Grant, Ministry of Education	\$ 51,250,704	\$ 50,515,006	\$ 50,954,719
INAC/LEA Recovery	(4,885,375)	(6,009,672)	(6,009,672)
Other Ministry of Education Grants			
Pay Equity	1,160,795	1,160,796	1,160,795
Labour Market Adjustment			205,077
BCeSIS			14,100
FSA Scorer Training	8,696		7,200
Education Gaurantee	82,013		15,416
Calendar Reimbursement			364
Carbon Tax Reimbursement	36,471		13,457
	<u>47,653,304</u>	<u>45,666,130</u>	<u>46,361,456</u>
PROVINCIAL GRANTS - OTHER			<u>25,000</u>
FEDERAL GRANTS			
OTHER REVENUE			
School Referendum Taxes			2,725
Summer School Fees	750		
Continuing Education	7,128		4,800
Offshore Tuition Fees	12,630	12,508	18,100
LEA/Direct Funding from First Nations	4,885,375	6,009,672	6,009,672
Miscellaneous			
Miscellaneous	45,641	147,628	73,489
Second Semester DL		450,000	
District of Kitimat Grant in Aid Theatre	50,000	48,000	48,000
Sale of Assests			54,298
Kitimat Arts for Youth			15,868
SSEAC Trades Adjustment	67,412		94,917
Concert Series Art Starts	8,600		
	<u>5,077,536</u>	<u>6,667,808</u>	<u>6,321,869</u>
RENTALS AND LEASES	<u>211,212</u>	<u>148,000</u>	<u>249,997</u>
INVESTMENT INCOME	<u>160,845</u>	<u>297,202</u>	<u>128,745</u>
TOTAL OPERATING REVENUE	<u>\$ 53,102,897</u>	<u>\$ 52,779,140</u>	<u>\$ 53,087,067</u>

SCHOOL DISTRICT No. 82 (COAST MOUNTAIN)
OPERATING FUND
COMPARATIVE SCHEDULE OF EXPENSE BY OBJECT
YEAR ENDED JUNE 30, 2010

Schedule A3

	2010	2010	2009
	ACTUAL	AMENDED ANNUAL BUDGET	ACTUAL
SALARIES			
Teachers	\$ 22,152,195	\$ 22,230,792	\$ 21,817,893
Principals and Vice Principals	3,432,629	3,651,825	3,593,475
Educational Assistants	3,609,968	3,535,574	2,501,700
Support Staff	5,314,349	5,227,381	5,784,285
Other Professionals	1,664,225	1,663,529	1,407,448
Substitutes	1,890,375	1,561,511	1,842,424
	<u>38,063,741</u>	<u>37,870,612</u>	<u>36,947,225</u>
EMPLOYEE BENEFITS	7,975,389	6,973,226	7,558,677
TOTAL SALARIES AND BENEFITS	<u>46,039,130</u>	<u>44,843,838</u>	<u>44,505,902</u>
SERVICES AND SUPPLIES			
Services	2,008,927	1,996,850	1,790,568
Student Transportation	2,204,024	2,497,938	2,153,055
Professional Development and Travel	641,801	1,094,104	769,704
Rentals and Leases	1,742	2,000	3,771
Dues and Fees	81,263	149,974	91,462
Insurance	112,701	120,608	115,588
Supplies	1,817,708	2,561,666	1,607,807
Bad Debts	(2,835)		1,974
Utilities	1,542,991	1,412,255	1,745,557
TOTAL SERVICES AND SUPPLIES	<u>8,408,322</u>	<u>9,835,395</u>	<u>8,279,486</u>
TOTAL OPERATING EXPENSE	<u>\$ 54,447,452</u>	<u>\$ 54,679,233</u>	<u>\$ 52,785,388</u>

SCHOOL DISTRICT No. 82 (COAST MOUNTAIN)
 OPERATING FUND
 EXPENSE BY FUNCTION, PROGRAM AND OBJECT
 YEAR ENDED JUNE 30, 2010

	TEACHERS SALARIES	PRINCIPALS & VICE PRINCIPALS SALARIES	EDUCATIONAL ASSISTANTS SALARIES	SUPPORT STAFF SALARIES	OTHER PROFESSIONALS SALARIES	SUBSTITUTES SALARIES	TOTAL SALARIES
1 INSTRUCTION							
1.02 Regular Instruction	\$ 16,818,170	\$ 599,608	\$ 153,217	\$ 499,693		\$ 981,258	\$ 19,051,946
1.03 Career Programs	231,010						231,010
1.07 Library Services	445,163	101,671		328,878		27,167	902,879
1.08 Counselling	899,074	40,983					940,057
1.10 Special Education	3,027,208	165,081	2,569,756	57,631	335,033	402,421	6,557,130
1.30 English as a Second Language	337,259	110,192	9,499				456,950
1.31 Aboriginal Education	394,311	100,927	877,496	19,059	29,365	160,506	1,581,664
1.41 School Administration		2,314,167		903,402		25,678	3,243,247
Total Function 1	22,152,195	3,432,629	3,609,968	1,808,663	364,398	1,597,030	32,964,893
4 DISTRICT ADMINISTRATION							
4.11 Educational Administration				44,222	310,851		355,073
4.40 School District Governance					101,400		101,400
4.41 Business Administration				235,556	524,289	4,628	764,473
Total Function 4	-	-	-	279,778	936,540	4,628	1,220,946
5 OPERATIONS AND MAINTENANCE							
5.41 Operations and Maintenance Administration				39,308	266,009		305,317
5.50 Maintenance Operations				3,157,314	86,587	288,425	3,532,326
Total Function 5	-	-	-	3,196,622	352,596	288,425	3,837,643
7 TRANSPORTATION AND HOUSING							
7.41 Transportation and Housing Administration				9,664	10,691		20,355
7.70 Student Transportation				19,622		292	19,914
Total Function 7	-	-	-	29,286	10,691	292	40,269
9 DEBT SERVICES (OPERATING)							
Total Function 9	-	-	-	-	-	-	-
TOTAL FUNCTIONS 1 - 9	\$ 22,152,195	\$ 3,432,629	\$ 3,609,968	\$ 5,314,349	\$ 1,664,225	\$ 1,890,375	\$ 38,063,741

SCHOOL DISTRICT No. 82 (COAST MOUNTAIN)
 OPERATING FUND
 EXPENSE BY FUNCTION, PROGRAM AND OBJECT
 YEAR ENDED JUNE 30, 2010

	TOTAL SALARIES	EMPLOYEE BENEFITS	TOTAL SALARIES AND BENEFITS	SERVICES AND SUPPLIES	2010 ACTUAL	2010 AMENDED ANNUAL BUDGET	2009 ACTUAL
1 INSTRUCTION							
1.02 Regular Instruction	\$ 19,051,946	\$ 4,139,388	\$ 23,191,304	\$ 1,854,406	\$ 25,045,710	\$ 24,266,741	\$ 25,041,347
1.03 Career Programs	231,010	46,424	277,434	31,242	308,676	258,353	288,959
1.07 Library Services	902,879	202,919	1,105,798	108,570	1,214,368	1,116,714	1,282,486
1.08 Counselling	940,057	195,921	1,135,978	-	1,135,978	999,755	992,955
1.10 Special Education	6,557,130	1,352,515	7,909,645	427,133	8,336,778	8,140,790	7,578,694
1.30 English as a Second Language	456,950	99,596	556,546	2,482	559,028	545,495	567,727
1.31 Aboriginal Education	1,581,664	298,875	1,880,539	333,977	2,214,516	2,781,654	2,090,585
1.41 School Administration	3,243,247	667,584	3,910,831	179,744	4,090,575	4,127,198	4,206,309
Total Function 1	32,964,883	7,003,192	39,968,075	2,937,554	42,905,629	42,236,700	42,029,054
4 DISTRICT ADMINISTRATION							
4.11 Educational Administration	355,073	78,572	433,645	64,622	498,267	484,094	488,298
4.40 School District Governance	101,400	1,198	102,598	85,191	187,789	208,900	214,004
4.41 Business Administration	784,473	147,717	912,190	396,953	1,309,143	1,316,540	1,037,726
Total Function 4	1,220,946	227,487	1,448,433	546,766	1,995,199	2,009,534	1,740,028
5 OPERATIONS AND MAINTENANCE							
5.41 Operations and Maintenance Administration	305,317	57,609	362,926	159,353	522,279	506,524	462,155
5.50 Maintenance Operations	9,532,326	681,731	4,214,057	897,442	5,111,499	5,798,748	4,518,850
5.52 Maintenance of Grounds	-	-	-	200,191	200,191	223,700	221,088
5.56 Utilities	-	-	-	1,542,991	1,542,991	1,425,300	1,684,777
Total Function 5	9,837,643	739,340	4,576,983	2,799,977	7,376,960	7,954,272	6,866,870
7 TRANSPORTATION AND HOUSING							
7.41 Transportation and Housing Administration	20,355	3,869	24,224	-	24,224	32,307	19,974
7.70 Student Transportation	19,914	1,501	21,415	2,124,025	2,145,440	2,446,420	2,129,482
Total Function 7	40,269	5,370	45,639	2,124,025	2,169,664	2,478,727	2,149,436
9 DEBT SERVICES (OPERATING)							
Total Function 9	-	-	-	-	-	-	-
TOTAL FUNCTIONS 1 - 9	\$ 38,063,741	\$ 7,975,389	\$ 46,039,130	\$ 8,408,322	\$ 54,447,452	\$ 54,679,233	\$ 52,786,388

SCHOOL DISTRICT No. 82 (COAST MOUNTAIN)
OPERATING FUND
CHANGES IN DEFERRED CONTRIBUTIONS
YEAR ENDED JUNE 30, 2010

Schedule A5

BALANCE, BEGINNING OF YEAR

Changes for the Year

Increase:

_____ -

Decrease:

_____ -

Net Changes for the Year

_____ -

BALANCE, END OF YEAR

 \$ _____ -

SCHOOL DISTRICT No. 82 (COAST MOUNTAIN)
SPECIAL PURPOSE FUNDS
SUMMARY OF CHANGES
YEAR ENDED JUNE 30, 2010

Schedule B1

	MINISTRY OF EDUCATION DESIGNATED	OTHER	SCHOOL GENERATED FUNDS	RELATED ENTITIES	TOTAL
DEFERRED CONTRIBUTIONS					
DEFERRED CONTRIBUTIONS, BEGINNING OF YEAR	\$ 1,614,789	\$ 722,726	\$ 979,600	\$ -	\$ 3,317,115
Add: Contributions Received					
Provincial Grants - Ministry of Education	754,612	434,017			1,188,629
Provincial Grants - Other	66,251	399,413			399,413
Other	22,755	51,091	613,126		730,468
Investment Income	843,618	884,521	613,126		2,275,265
Less: Allocated to Revenue	1,378,124	1,127,594	957,874		3,463,592
DEFERRED CONTRIBUTIONS, END OF YEAR	\$ 1,080,283	\$ 479,663	\$ 634,852	\$ -	\$ 2,194,788
REVENUE AND EXPENSE					
REVENUE					
Provincial Grants - Ministry of Education	1,288,118	\$ 677,394			1,966,512
Provincial Grants - Other		399,413			399,413
Other Revenue	66,251	50,787	957,874		1,074,912
Investment Income	22,755				22,755
	1,378,124	1,127,594	957,874		3,463,592
EXPENSE					
Salaries					
Principals and Vice Principals		26,095			26,095
Educational Assistants		264,930			264,930
Support Staff	164,093				164,093
Other Professionals		11,649			11,649
Substitutes	3,874	57,451			61,325
Employee Benefits	167,967	360,125			528,092
Services and Supplies	32,821	65,064			98,885
	79,606	615,295	957,874		1,652,779
	280,394	1,041,488	957,874		2,279,756
NET REVENUE (EXPENSE) BEFORE INTERFUND TRANSFERS	1,097,730	86,106			1,183,836
INTERFUND TRANSFERS					
Capital Assets Purchased	(1,097,730)	(86,106)			(1,183,836)
NET REVENUE (EXPENSE)	\$ -	\$ -	\$ -	\$ -	\$ -

SCHOOL DISTRICT No. 82 (COAST MOUNTAIN)
 SPECIAL PURPOSE FUNDS
 CHANGES IN MINISTRY OF EDUCATION DESIGNATED SPECIAL PURPOSE FUNDS
 YEAR ENDED JUNE 30, 2010

	207 Annual Facility Grant	250 Special Education Equipment	TOTAL
DEFERRED CONTRIBUTIONS			
DEFERRED CONTRIBUTIONS, BEGINNING OF YEAR	\$ 1,596,649	\$ 18,140	\$ 1,614,789
Add: Contributions Received			
Provincial Grants - Ministry of Education	738,036	16,576	754,612
Other	66,251		66,251
Investment Income	22,755		22,755
	827,042	16,576	843,618
Less: Allocated to Revenue	1,367,249	10,875	1,378,124
DEFERRED CONTRIBUTIONS, END OF YEAR	\$ 1,056,442	\$ 23,841	\$ 1,080,283
REVENUE AND EXPENSE			
REVENUE			
Provincial Grants - Ministry of Education	1,278,243	10,875	1,289,118
Other Revenue	66,251		66,251
Investment Income	22,755		22,755
	1,367,249	10,875	1,378,124
EXPENSE			
Salaries			
Support Staff	164,083		164,083
Substitutes	3,874		3,874
	167,957		167,957
Employee Benefits	32,821		32,821
Services and Supplies	77,174	2,432	79,606
	277,952	2,432	280,384
NET REVENUE (EXPENSE) BEFORE INTERFUND TRANSFERS	1,089,287	8,443	1,097,730
INTERFUND TRANSFERS			
Capital Assets Purchased	(1,069,287)	(8,443)	(1,077,730)
	(1,069,287)	(8,443)	(1,077,730)
NET REVENUE (EXPENSE)	\$ -	\$ -	\$ -

**SCHOOL DISTRICT No. 82 (COAST MOUNTAIN)
SPECIAL PURPOSE FUNDS
CHANGES IN OTHER SPECIAL PURPOSE FUNDS
YEAR ENDED JUNE 30, 2010**

Schedule B3

	68 Literacy Innovation	66 Emissions	67 ReadySet Learn	35 French Immersion	50 Community Link	64 Strong Start	98 Rural Pilot
DEFERRED CONTRIBUTIONS							
DEFERRED CONTRIBUTIONS, BEGINNING OF YEAR							
Add: Contributions Received	\$ 272,532	\$ 5,408	\$ 56,726	\$ 145,409	\$ 84,920	\$ 82,582	\$ 13,457
Provincial Grants - Ministry of Education			24,400	106,018	200,349	103,250	
Provincial Grants - Other	1,161	20,000			399,413		
Other	1,161	20,000	24,400	106,018	599,762	103,250	-
Less: Allocated to Revenue	109,423	17,024	20,075	249,169	518,153	133,567	2,672
DEFERRED CONTRIBUTIONS, END OF YEAR	\$ 164,270	\$ 8,384	\$ 61,051	\$ 2,258	\$ 166,529	\$ 52,265	\$ 10,785
REVENUE AND EXPENSE							
REVENUE							
Provincial Grants - Ministry of Education	\$ 109,262		\$ 20,075	\$ 249,169	\$ 118,740	\$ 133,567	
Provincial Grants - Other					399,413		
Other Revenue	1,161	17,024	20,075	249,169	518,153	133,567	2,672
EXPENSE							
Salaries							
Principals and Vice Principals				26,095			
Educational Assistants				314	174,997	76,980	
Other Professionals				11,649			
Substitutes	27,513	134		694	26,760	1,565	448
Employee Benefits	27,513	134		38,752	201,757	78,535	448
Services and Supplies	4,411	25		7,720	40,142	11,346	74
	33,568	16,865	20,075	193,785	276,254	28,442	2,150
	65,492	17,024	20,075	240,257	518,153	118,323	2,672
NET REVENUE (EXPENSE) BEFORE INTERFUND TRANSFERS	43,931	-	-	8,912	-	15,244	-
INTERFUND TRANSFERS							
Capital Assets Purchased	(43,931)			(8,912)		(15,244)	
	(43,931)			(8,912)		(15,244)	
NET REVENUE (EXPENSE)	\$ -	\$ -	\$ -	\$ -	\$ -	\$ -	\$ -

SCHOOL DISTRICT No. 82 (COAST MOUNTAIN)
 SPECIAL PURPOSE FUNDS
 CHANGES IN OTHER SPECIAL PURPOSE FUNDS
 YEAR ENDED JUNE 30, 2010

	65 Early Learning	27 District of Kitimat	TOTAL
DEFERRED CONTRIBUTIONS			
DEFERRED CONTRIBUTIONS, BEGINNING OF YEAR	\$ 61,692	\$ -	\$ 722,726
Add: Contributions Received			
Provincial Grants - Ministry of Education			434,017
Provincial Grants - Other	29,930	29,930	399,413
Other	-	29,930	51,051
			884,521
Less: Allocated to Revenue	47,581	29,930	1,127,594
DEFERRED CONTRIBUTIONS, END OF YEAR	\$ 14,111	\$ -	\$ 479,653
REVENUE AND EXPENSE			
REVENUE			
Provincial Grants - Ministry of Education	\$ 47,581	\$ -	\$ 677,394
Provincial Grants - Other		29,930	399,413
Other Revenue	47,581	29,930	50,787
			1,127,594
EXPENSE			
Salaries			
Principals and Vice Principals			26,095
Educational Assistants	12,639		264,930
Other Professionals			11,649
Substitutes	347		57,451
Employee Benefits	12,986		360,125
Services and Supplies	2,346		66,064
	32,249	11,911	615,299
	47,581	11,911	1,041,488
		18,019	86,106
NET REVENUE (EXPENSE) BEFORE INTERFUND TRANSFERS			
INTERFUND TRANSFERS			
Capital Assets Purchased		(18,019)	(86,106)
		(18,019)	(86,106)
NET REVENUE (EXPENSE)	\$ -	\$ -	\$ -

SCHOOL DISTRICT No. 82 (COAST MOUNTAIN)
 CAPITAL FUND
 CAPITAL ASSETS
 YEAR ENDED JUNE 30, 2010

SITES	BUILDINGS	FURNITURE AND EQUIPMENT	VEHICLES	COMPUTER SOFTWARE	COMPUTER HARDWARE	TOTAL
\$ 6,560,756	\$ 108,948,610	\$ 1,343,443	\$ 1,067,282		\$ 425,261	\$ 118,345,352
		7,505				7,505
		86,087	37,792		689,643	813,522
	1,089,286	48,833			45,717	1,183,836
	398,544		34,270			432,814
	1,487,830	142,425	72,062		735,360	2,437,677
		29,816			67,963	97,779
		29,816			67,963	97,779
6,560,756	110,436,440	1,456,052	1,139,344		1,092,658	120,685,250
\$ 6,560,756	\$ 110,436,440	\$ 1,456,052	\$ 1,139,344	\$ -	\$ 1,092,658	\$ 120,685,250
	\$ 56,031,542	\$ 462,929	\$ 363,306	\$ -	\$ 144,010	\$ 57,001,787
	2,136,502	134,344	106,728		85,052	2,462,626
		29,816			67,963	97,779
		29,816			67,963	97,779
	\$ 58,168,044	\$ 567,457	\$ 470,034	\$ -	\$ 161,099	\$ 59,366,634
\$ 6,560,756	\$ 52,268,396	\$ 888,595	\$ 669,310	\$ -	\$ 931,559	\$ 61,318,616

COST, BEGINNING OF YEAR
Changes for the Year

Increase:

Purchases from:

- Deferred Contributions - Other
- Operating Fund
- Special Purpose Funds
- Local Capital

Decrease:

Deemed Disposals

COST, END OF YEAR
WORK IN PROGRESS, END OF YEAR
COST AND WORK IN PROGRESS, END OF YEAR

ACCUMULATED AMORTIZATION, BEGINNING OF YEAR

Changes for the Year

Increase: Amortization for the Year

Decrease:

Deemed Disposals

ACCUMULATED AMORTIZATION, END OF YEAR

CAPITAL ASSETS - NET

SCHOOL DISTRICT No. 82 (COAST MOUNTAIN)
 CAPITAL FUND
 CAPITAL ASSETS - WORK IN PROGRESS
 YEAR ENDED JUNE 30, 2010

	BUILDINGS	FURNITURE AND EQUIPMENT	COMPUTER SOFTWARE	COMPUTER HARDWARE	TOTAL
WORK IN PROGRESS, BEGINNING OF YEAR	\$ -	\$ -	\$ -	\$ -	\$ -
Changes for the Year					
Increase	-	-	-	-	-
Decrease	-	-	-	-	-
Net Changes for the Year	-	-	-	-	-
WORK IN PROGRESS, END OF YEAR	\$ -	\$ -	\$ -	\$ -	\$ -

SCHOOL DISTRICT No. 82 (COAST MOUNTAIN)
CAPITAL FUND
DEFERRED CAPITAL CONTRIBUTIONS
YEAR ENDED JUNE 30, 2010

Schedule C3

	BYLAW CAPITAL	OTHER PROVINCIAL	OTHER CAPITAL	TOTAL CAPITAL
DEFERRED CAPITAL CONTRIBUTIONS, BEGINNING OF YEAR	\$ 41,205,708			\$ 41,205,708
Changes for the Year				
Increase				
Transferred from Deferred Contributions - Capital Additions	-	7,505	-	7,505
Decrease				
Amortization of Deferred Capital Contributions	1,828,864	-	-	1,828,864
Net Changes for the Year	(1,828,864)	7,505	-	(1,821,359)
DEFERRED CAPITAL CONTRIBUTIONS, END OF YEAR	\$ 39,376,844	\$ 7,505	\$ -	\$ 39,384,349
WORK IN PROGRESS, BEGINNING OF YEAR				\$ -
Changes for the Year				
Increase	-	-	-	-
Decrease	-	-	-	-
Net Changes for the Year	-	-	-	-
WORK IN PROGRESS, END OF YEAR	\$ -	\$ -	\$ -	\$ -
TOTAL DEFERRED CAPITAL CONTRIBUTIONS, END OF YEAR	\$ 39,376,844	\$ 7,505	\$ -	\$ 39,384,349

SCHOOL DISTRICT No. 82 (COAST MOUNTAIN)
 CAPITAL FUND
 CHANGES IN DEFERRED CONTRIBUTIONS
 YEAR ENDED JUNE 30, 2010

	MINISTRY OF EDUCATION RESTRICTED CAPITAL	OTHER PROVINCIAL CAPITAL	LAND CAPITAL	OTHER CAPITAL	TOTAL
BALANCE, BEGINNING OF YEAR	\$ 217,408				\$ 217,408
Changes for the Year					
Increase:					
Investment Income	7,927				7,927
	7,927				7,927
Decrease:					
Transferred to DCC - Capital Additions	7,505				7,505
	7,505				7,505
Net Changes for the Year	422				422
BALANCE, END OF YEAR	\$ 217,830	\$ -	\$ -	\$ -	\$ 217,830

CAPITAL FUND
CHANGES IN FUND BALANCES
YEAR ENDED JUNE 30, 2010

	INVESTED IN CAPITAL ASSETS	LOCAL CAPITAL	FUND BALANCE
BALANCE, BEGINNING OF YEAR	\$ 20,137,857	\$ 4,773,056	\$ 24,910,913
Changes for the Year			
Investment Income		162,948	162,948
Amortization of Deferred Capital Contributions	1,828,864		1,828,864
Capital Assets Purchased from Local Capital	432,814	(432,814)	-
Interfund Transfers - Capital Assets Purchased	1,997,358		1,997,358
Interfund Transfers - Local Capital		(657,984)	(657,984)
Amortization of Capital Assets	(2,462,626)		(2,462,626)
Net Changes for the Year	<u>1,796,410</u>	<u>(927,850)</u>	<u>868,560</u>
BALANCE, END OF YEAR	<u>\$ 21,934,267</u>	<u>\$ 3,845,206</u>	<u>\$ 25,779,473</u>

THE BOARD OF EDUCATION OF SCHOOL DISTRICT No. 82 (COAST MOUNTAINS)
NOTES TO FINANCIAL STATEMENTS
YEAR ENDED JUNE 30, 2010

NOTE 1 AUTHORITY AND PURPOSE

The School District operates under authority of the *School Act* of British Columbia as a corporation under the name of "The Board of Education of School District No. 82 (Coast Mountains)", and operates as "School District No.82 (Coast Mountains)." A board of education (Board) elected for a three-year term governs the School District. The School District provides educational programs to students enrolled in schools in the district, and is principally funded by the Province of British Columbia through the Ministry of Education.

NOTE 2 SUMMARY OF SIGNIFICANT ACCOUNTING POLICIES AND REPORTING PRACTICES

These financial statements were prepared in accordance with Canadian Generally Accepted Accounting Principles (GAAP) for not-for-profit organizations. These principles are consistent with those used in prior years.

The deferral method of accounting for contributions, which includes government grants, is used. Results are reported in the operating fund, special purpose funds and capital fund. Revenues and expenses are recorded on a gross and accrual basis.

Statement 2 (Statement of Revenue and Expense), Statement 3 (Statement of Changes in Fund Balances) and Statement 4 (Statement of Cash Flows) present annual results of each fund, changes in fund balances and cash flows for the year. Statement 1 (Statement of Financial Position) presents the assets, liabilities and fund balance as at June 30th. Interfund transfers and loans are recognized in each fund and eliminated in the consolidated totals.

a) Fund Accounting

The resources and operations of the School District are segregated into various funds for accounting and financial reporting purposes based on the types of restrictions on the use of contributions by governments or other granting agencies, and appropriations or other internal restrictions by the Board. While separate accounts are maintained for each fund, for financial reporting purposes, funds with similar characteristics are grouped together:

- Operating fund reports assets, liabilities, revenues and expenses for general operations.
- Special purpose funds report assets, liabilities, revenues and expenses for:
 - Contributions restricted in use by the *School Act* or Ministry of Education.
 - Contributions restricted in use by other external bodies.
 - Funds collected and used at the school level (i.e. school-generated funds).
- Capital fund reports assets, liabilities, revenues and expenses for capital. Contributions of other funds used for capital purposes are transferred to the capital fund.

b) Cash and Cash Equivalents

Cash and cash equivalents include cash and highly liquid securities with original terms to maturity of three months or less when purchased.

c) Accounts Receivable

Accounts receivable are shown net of allowance for doubtful accounts. (see Note 3)

THE BOARD OF EDUCATION OF SCHOOL DISTRICT No. 82 (COAST MOUNTAINS)
NOTES TO FINANCIAL STATEMENTS
YEAR ENDED JUNE 30, 2010

NOTE 2 SUMMARY OF SIGNIFICANT ACCOUNTING POLICIES AND REPORTING PRACTICES (Continued)

d) Inventories

Inventories consist of paper, custodial supplies and computer hardware to be used in the next fiscal year and is valued at cost.

e) Prepaid Expenses

Deposits on contracted services, association memberships and software maintenance fees are included as prepaid expenses.

f) Capital Assets

The following criteria apply:

- Capital assets acquired or constructed are recorded at cost. Donated capital assets are recorded at their fair market value on the date of donation.
- Work-in-progress is recorded as an acquisition to the applicable asset class at substantial completion.
- Sites and buildings that no longer contribute to the ability of the district to provide services are written-down to residual value.
- Buildings that are demolished or destroyed are written-off.
- Amortization is recorded on a straight-line basis over the estimated useful life of the asset.

Estimated useful life is as follows:

Buildings	40 years
Furniture & Equipment	10 years
Vehicles	10 years
Computer Hardware	5 years

g) Capital Leases

Leases that, from the point of view of the lessee, transfer substantially all the benefits and risks incident to ownership of property to the Board are considered capital leases. These are accounted for as an asset and an obligation.

h) Revenue Recognition

Unrestricted operating government grants, are recognized as revenue when received. Such grants, if contributed for a future period, are deferred and reported as deferred contributions until that future period. Other unrestricted revenue, including tuition fees and sales of services/products are reported as revenue when services are provided or products delivered.

Externally restricted contributions, grants, and donations are reported as revenue depending on the nature of restrictions imposed on the use of the funds by the contributors:

- Non-capital contributions for specific purposes are recorded as deferred contributions and recognized as revenue in the year related expenses are incurred.
- Contributions restricted for capital purposes are recorded as deferred contributions until the amount is invested in capital assets.
- If the capital asset is a site, the amount invested is recorded as a direct increase to net assets invested in capital assets.

THE BOARD OF EDUCATION OF SCHOOL DISTRICT No. 82 (COAST MOUNTAINS)
NOTES TO FINANCIAL STATEMENTS
YEAR ENDED JUNE 30, 2010

NOTE 2 SUMMARY OF SIGNIFICANT ACCOUNTING POLICIES AND REPORTING PRACTICES (Continued)

- If the capital asset is not a site, the amount invested is recorded as a deferred capital contribution and amortized over the useful life of the asset.
- Donated capital assets are recorded at fair market value and treated as a deferred capital contribution.

i) Expenditures

- Categories of Salaries
 - Principals, Vice Principals, and Directors of Instruction employed under an administrative officer contract are categorized as Principals and Vice Principals.
 - Superintendents, Assistant Superintendents, Secretary-Treasurers, Trustees and other employees excluded from union contracts are categorized as Other Professionals.
- Allocation of Costs
 - Operating expenses are reported by function, program, and object. Whenever possible, expenditures are determined by actual identification. Additional costs pertaining to specific instructional programs, such as special and aboriginal education, are allocated to these programs. All other costs are allocated to regular programs.
 - Actual salaries of personnel assigned to two or more functions or programs are allocated based on the time spent in each function and program. School-based clerical salaries are allocated to school administration and partially to other programs to which they may be assigned. Principals and Vice-Principals salaries are allocated to school administration and may be partially allocated to other programs to recognize their other responsibilities.
 - Employee benefits and allowances are allocated to the same programs, and in the same proportions, as the individual's salary.
 - Supplies and services are allocated based on actual identification of program.

j) Financial Instruments

Financial instruments consist of cash, cash equivalents, accounts receivable, accounts payable, accrued liabilities and other current liabilities. It is management's opinion that the School District is not exposed to significant interest, currency or credit risks arising from these financial instruments. The fair values of these financial instruments approximate their carrying values.

k) Use of Estimates

Preparation of financial statements in accordance with Canadian Generally Accepted Accounting Principles requires management to make estimates and assumptions that impact reported amounts for assets and liabilities at the date of the financial statements and revenues and expenses during the reporting periods. Significant areas requiring the use of management estimates relate to the potential impairment of assets, rates for amortization and estimated employee future benefits. Actual results could differ from those estimates.

l) Employee Future Benefits

The School District provides certain post-employment benefits including accumulated sick and vacation pay, retirement allowance, and life insurance for certain employees pursuant to certain contracts and union agreements.

THE BOARD OF EDUCATION OF SCHOOL DISTRICT No. 82 (COAST MOUNTAINS)
NOTES TO FINANCIAL STATEMENTS
YEAR ENDED JUNE 30, 2010

NOTE 2 SUMMARY OF SIGNIFICANT ACCOUNTING POLICIES AND REPORTING PRACTICES (Continued)

The School District accrues its obligations and related costs under employee future benefit plans. The future benefits cost is actuarially determined using the projected unit credit method pro-rata on service and using management's best estimate of expected salary escalation, termination and retirement rates and mortality. The discount rate used to measure obligations is based on market rates at the measurement date.

The excess of cumulative unrecognized actuarial gains (losses) over 10 percent of the accrued benefit obligation is amortized over the expected average remaining service lifetime (EARSL) of active employees covered under the plan. The EARSL for employees of the School District is 9.4 years.

The most recent valuation of the obligation was performed at March 31, 2010 and projected to June 30, 2014. The next valuation will be performed at March 31, 2013 for use at June 30, 2013. For the purposes of determining the financial position of the plans and the employee future benefit costs, a measurement date of March 31 was adopted for all periods subsequent to July 1, 2004.

NOTE 3 ACCOUNTS RECEIVABLE – OTHER RECEIVABLES

	2010	2009
Due from Federal Government	\$ 99,270	\$ 95,515
Due from Other School Districts	460	3,624
Other	268,162	266,702
Allowance for Doubtful Accounts - LEA	(168,019)	(171,654)
Allowance for Doubtful Accounts - Other	(3,714)	(2,974)
	<u>\$ 196,159</u>	<u>\$ 191,273</u>

NOTE 4 CAPITAL ASSETS

	2010		2009	
	Cost	Accumulated Amortization	Net Book Value	Net Book Value
Sites	\$ 6,580,756	\$	\$ 6,560,756	\$ 6,560,756
Buildings	110,436,440	58,168,044	52,268,396	52,917,068
Furniture & Equipment	1,456,052	567,457	888,595	880,514
Vehicles	1,139,344	470,034	669,310	703,976
Computer Hardware	1,092,658	161,099	931,559	281,251
	<u>\$120,685,250</u>	<u>\$59,366,634</u>	<u>\$61,318,616</u>	<u>\$61,343,565</u>

THE BOARD OF EDUCATION OF SCHOOL DISTRICT No. 82 (COAST MOUNTAINS)
NOTES TO FINANCIAL STATEMENTS
YEAR ENDED JUNE 30, 2010

NOTE 5 EMPLOYEE FUTURE BENEFITS

The accrued benefit obligation for employee future benefits is not funded as funding is provided when the benefits are paid. Accordingly, there are no plan assets. Although no plan assets are uniquely identified, the School District has provided for the payment of these benefits. The period of amortization is equal to the expected average remaining service lifetime (EARSL) of active employees.

Fiscal Year	<u>2010</u>	<u>2009</u>
Reconciliation of Accrued Benefit Obligation		
Accrued Benefit Obligation – April 1	836,821	901,665
Service Cost	58,140	65,278
Interest Cost	60,351	50,597
Benefit Payments	(24,317)	(28,646)
Actuarial (Gain)/Loss	<u>(321,460)</u>	<u>(152,073)</u>
Accrued Benefit Obligation – March 31	<u>609,535</u>	<u>836,821</u>
Reconciliation of Funded Status at End of Fiscal Year		
Accrued Benefit Obligation - March 31	609,535	836,821
Market Value of Plan Assets - March 31	<u>0</u>	<u>0</u>
Funded Status - Surplus/(Deficit)	(609,535)	(836,821)
Employer Contributions After Measurement Date	19,838	4,233
Unamortized Net Actuarial (Gain)/Loss	<u>(771,394)</u>	<u>(492,032)</u>
Accrued Benefit Asset/(Liability) - June 30	<u>(1,361,091)</u>	<u>(1,324,620)</u>
Components of Net Benefit Expense		
Service Cost	58,140	65,278
Interest Cost	60,351	50,597
Amortization of Net Actuarial (Gain)/Loss	<u>(42,098)</u>	<u>(28,712)</u>
Net Benefit Expense (Income)	<u>76,393</u>	<u>87,163</u>
Assumptions		
Discount Rate - April 1	7.00%	5.50%
Discount Rate - March 31	5.00%	7.00%
Long Term Salary Growth - April 1	3.25% + seniority	3.25% + seniority
Long Term Salary Growth - March 31	2.50% + seniority	3.25% + seniority
EARSL - March 31	9.4	9.7

THE BOARD OF EDUCATION OF SCHOOL DISTRICT No. 82 (COAST MOUNTAINS)
NOTES TO FINANCIAL STATEMENTS
YEAR ENDED JUNE 30, 2010

NOTE 6 EMPLOYEE PENSION PLANS

The School District and its employees contribute to the Teachers' Pension Plan and Municipal Pension Plan, jointly trustee pension plans. The boards of trustees for these plans represent plan members and employers and are responsible for the management of the pension plan including investment of the assets and administration of benefits. The pension plans are multi-employer contributory pension plans. Basic pension benefits provided are defined. The Teachers' Pension Plan has about 48,000 active members from school districts, and approximately 27,000 retired members from school districts. The Municipal Plan has about 158,000 active members, of which approximately 23,000 are from school districts.

Every three years, an actuarial valuation is performed to assess the financial position of the plans and the adequacy of plan funding. The most recent valuation of the Teachers' Plan as at December 31, 2008 indicated a \$291 million unfunded liability for basic pension benefits. The next valuation will be as at December 31, 2011 with results available in late 2012. The most recent valuation for the Municipal Pension Plan as at December 31, 2006 indicated a surplus of \$438 million for basic pension benefits. The next valuation will be as at December 31, 2009 with results available in 2010. The actuary does not attribute portions of the unfunded liability to individual employers. The Board of Education of School District 82 (Coast Mountains) paid \$3,642,908 for employer contributions to these plans in the year ended June 30, 2010.

NOTE 7 INTERFUND TRANSFERS

Interfund transfers between the operating, special purpose and capital funds are reported on Statement 3 (Statement of Changes in Fund Balances). For the year ended June 30, 2010, transfers were as follows:

- A transfer in the amount of \$813,522 was made from the Operating Fund to the Capital Fund for the purchase of capital assets.
- A transfer in the amount of \$1,183,836 was made from Special Purpose Funds to the Capital Fund for the purchase of capital assets.
- A transfer in the amount of \$400,000 was made from the Local Capital Fund to the Operating Fund to supplement costs for an IT Infrastructure Upgrade Project
- A transfer in the amount of \$257,984 was made from the Local Capital Fund to the Operating Fund to cover the 2009-2010 Operating Deficit.

NOTE 8 RELATED PARTY TRANSACTIONS

The School District is related through common ownership to all Province of British Columbia ministries, agencies, school districts, health authorities, colleges, universities, and crown corporations. Transactions with these entities, unless disclosed separately, are generally considered to be in the normal course of operations and are recorded at the exchange amount.

THE BOARD OF EDUCATION OF SCHOOL DISTRICT No. 82 (COAST MOUNTAINS)
NOTES TO FINANCIAL STATEMENTS
YEAR ENDED JUNE 30, 2010

NOTE 9 CONTRACTUAL OBLIGATIONS

The Board of Education of School District No. 82 (Coast Mountains) has an operating lease agreement with ISO Financial Services for 62 photocopiers; 6 year term ends October 31, 2013; equal annual payments \$166,208

The Board of Education of School District No. 82 (Coast Mountains) has a bussing contract agreement with First Canada; 2 year term ends June 30, 2012; estimated annual payments \$1,924,000 for 2010-2011 and \$1,994,000 for 2011-2012.

NOTE 10 BUDGET FIGURES

Budget figures included in the financial statements are not audited. They were approved by the Board through the adoption of an amended annual budget on February 24, 2010.

NOTE 11 ASSET RETIREMENT OBLIGATION

Legal Liabilities may exist for the removal/disposal of asbestos in schools that will undergo major renovations or demolition. Fair value of the liability for asbestos removal is recognized in the period in which it is incurred. As at June 30, 2010, the amount and timing of such liabilities are not reasonably determined.

NOTE 12 ECONOMIC DEPENDENCE

Operations of the School District are dependent on continued funding from the Ministry of Education and various governmental agencies to carry out its programs. These financial statements have been prepared in accordance with Canadian GAAP for not-for-profit organizations. This contemplates continuation of the School District as a "going concern".

NOTE 13 CAPITAL MANAGEMENT

The School District receives its principal source of capital from the Province of British Columbia through the Ministry of Education. The School District defines capital to be fund balances.

The School District's objective when managing capital is to fund its operations and capital asset additions. The School District manages the capital structure in conjunction with the Ministry and makes adjustments based on available government funding and economic conditions. Currently, the School District's strategy is to monitor expenses to preserve capital in accordance with budgeted funding and grants.

The School District is not subject to debt covenants or any other capital requirements with respect to operating funding. Funding received for designated purposes must be used for the purpose outlined in the funding letter. The School District has complied with the external restrictions on the funding provided.