

# SCHOOL DISTRICT

## AUDITED FINANCIAL STATEMENTS

### FISCAL YEAR 2006/2007

SCHOOL DISTRICT NUMBER 82	NAME OF SCHOOL DISTRICT Coast Mountains	YEAR 2006/2007
OFFICE LOCATION 3211 Kenney St		TELEPHONE NUMBER 250-635-4931
CITY/PROVINCE Terrace, BC		POSTAL CODE V8G 3E9
WEBSITE ADDRESS http://www.cmsd.bc.ca		
NAME OF SUPERINTENDENT Rob Greenwood	NAME OF SECRETARY - TREASURER Linda Brown	

#### DECLARATION AND SIGNATURES

#### SCHOOL DISTRICT MANAGEMENT'S RESPONSIBILITY FOR FINANCIAL REPORTING

The financial statements and supporting schedules of The Board of School Trustees of School District No. 82 (Coast Mountains) ("the Board") have been prepared by school district management which has responsibility for their preparation, integrity and objectivity. The financial statements and schedules, including notes, have been prepared in accordance with Canadian generally accepted accounting principles for not-for-profit organizations.

In fulfilling its reporting responsibilities, management has maintained internal control systems and procedures designed to provide reasonable assurance that the school district's assets are safeguarded, that transactions are executed in accordance with appropriate authorization and that the accounting records may be relied upon to properly reflect the school district's transactions. The effectiveness of the control systems is supported by the selection and training of qualified personnel, an organizational structure that provides an appropriate division of responsibility and a strong budgetary system of control.

#### *The Board's Responsibility*

The ultimate responsibility for the financial statements lies with the Board. The Board has reviewed and approved the financial statements.




#### *External Auditors*

The Board appoints external auditors to audit the financial statements. The external auditors have full and free access to school district records, and present their report to the Board.

#### *Declaration of Management and Board Chairperson*

To the best of our knowledge and belief, these financial statements and supporting schedules reflect, in all material respects, the financial position, revenue and expense and cash flows for the year in accordance with Canadian generally accepted accounting principles for not-for-profit organizations.

We, the undersigned, certify that the attached is a correct and true copy of the Audited Financial Statements of School District No. 82 (Coast Mountains) for the year ended June 30, 2007.

SIGNATURE OF CHAIRPERSON OF THE BOARD OF SCHOOL TRUSTEES 	DATE SIGNED Sept 19/07
SIGNATURE OF SUPERINTENDENT 	DATE SIGNED Sept 19/07
SIGNATURE OF SECRETARY - TREASURER 	DATE SIGNED Sept 19/07

## AUDIT REPORT


### To the Board of School Trustees School District No. 82 (Coast Mountains)

We have audited the statement of financial position of School District No. 82 (Coast Mountains) as at June 30, 2007 and the statements of revenue and expense, changes in fund balances and cash flows for the year then ended. These financial statements are the responsibility of the School District's management. Our responsibility is to express an opinion on these financial statements based on the audit.

We conducted the audit in accordance with Canadian generally accepted auditing standards. These standards require that we plan and perform an audit to obtain reasonable assurance that the financial statements are free of material misstatement. An audit includes examining, on a test basis, evidence supporting the amounts and disclosures in the financial statements. An audit also includes assessing the accounting principles used and significant estimates made by management, as well as evaluating the overall financial statement presentation.

In our opinion, these financial statements present fairly, in all material respects, the financial position of the School District as at June 30, 2007 and the results of its operations for the year then ended in accordance with Canadian generally accepted accounting principles. These principles have been applied on a basis consistent with that of the preceding year.

Terrace, BC  
July 27, 2007



Carlyle Shepherd : Co.

SCHOOL DISTRICT NO. 82 (Coast Mountains)  
 STATEMENT OF REVENUE AND EXPENSE  
 YEAR ENDED JUNE 30, 2007

Statement 2

	OPERATING FUND	SPECIAL PURPOSE FUNDS	CAPITAL FUND	TOTAL 2007	TOTAL 2006
<b>REVENUE</b>					
Provincial Grants - Ministry of Education	45,876,582	3,259,500		49,136,082	48,447,057
Provincial Grants - Other	1,674,427			1,674,427	42,549
Federal Grants		10,421		10,421	63,263
Other Revenue	6,541,835	1,815,060		8,356,895	8,179,210
Rentals and Leases	188,738			188,738	202,398
Investment Income	302,477	52,610	152,553	507,640	389,231
Gain (Loss) on Equity Investment				0	0
Amortization of Deferred Capital Contributions			1,911,803	1,911,803	1,969,633
Gain (Loss) on Disposal of Capital Assets				0	215,664
	<u>54,584,059</u>	<u>5,137,591</u>	<u>2,064,356</u>	<u>61,786,006</u>	<u>59,509,005</u>
<b>EXPENSE</b>					
Salaries					
Teachers	23,675,316			23,675,316	20,395,352
Principals and Vice Principals	3,370,051			3,370,051	2,952,724
Educational Assistants	2,693,064	229,259		2,922,323	2,649,691
Support Staff	5,419,983	663,797		6,083,780	6,543,630
Other Professionals	1,636,216			1,636,216	1,843,441
Substitutes	1,710,582			1,710,582	1,681,774
	<u>38,505,212</u>	<u>893,056</u>	<u>0</u>	<u>39,398,268</u>	<u>36,066,612</u>
Employee Benefits	7,442,822	132,337		7,575,159	7,347,330
Services and Supplies	7,605,082	2,233,118		9,838,200	11,977,239
Amortization of Capital Assets			2,377,825	2,377,825	2,537,424
Write-off/down of Buildings and Sites				0	0
	<u>53,553,116</u>	<u>3,258,511</u>	<u>2,377,825</u>	<u>59,189,452</u>	<u>57,928,605</u>
<b>NET REVENUE (EXPENSE)</b>	<u>1,030,943</u>	<u>1,879,080</u>	<u>(313,469)</u>	<u>2,596,554</u>	<u>1,580,400</u>

**SCHOOL DISTRICT NO. 82 (Coast Mountains)**  
**STATEMENT OF CASH FLOWS**  
**YEAR ENDED JUNE 30, 2007**

Statement 4.1

	OPERATING FUND	SPECIAL PURPOSE FUNDS	CAPITAL FUND	TOTAL 2007	TOTAL 2006
<b>CASH PROVIDED BY (USED FOR)</b>					
<b>OPERATIONS</b>					
Net Revenue (Expense) for the Year	1,030,943	1,879,080	(313,469)	2,596,554	1,580,400
Changes in Non-Cash Working Capital					
Decrease (Increase)					
Accounts Receivable	(1,491,296)			(1,491,296)	(707,549)
Interfund Loans		796,265	(1,361,195)	(564,930)	(1,065,134)
Inventories	(95,963)			(95,963)	0
Prepaid Expenses				0	0
Increase (Decrease)					
Accounts Payable/Accrued Liabilities	242,650			242,650	2,997,049
Other Current Liabilities	(113,134)			(113,134)	(475,553)
Deferred Revenue	564,930			564,930	0
Deferred Contributions		(718,133)		(718,133)	(51,513)
Accrued Employee Future Benefits	59,850			59,850	46,508
Other Long Term Liabilities				0	0
Loss (Gain) on Disposal of Capital Assets				0	0
Items Not Involving Cash					
Amortization of Capital Assets			2,377,825	2,377,825	2,537,424
Amortization of Deferred Capital Contributions			(1,911,803)	(1,911,803)	(1,969,633)
Write-off/down of Buildings and Sites				0	0
Comprehensive Income (Loss)				0	0
Interfund Transfers	(1,751,070)	(1,879,080)	3,630,150	0	0
	(1,553,090)	78,132	2,421,508	946,550	2,891,999
<b>FINANCING</b>					
Bank Loan Received				0	0
Bank Loan Paid				0	0
Endowment Contributions				0	0
Increase (Decrease) Deferred Contributions - Capital				0	0
Proceeds from Disposal of Capital Assets				0	0
MEd Restricted Portion of Proceeds on Disposal				0	0
	0	0	0	0	0
<b>INVESTING</b>					
Capital Assets Purchased - Operating			(485,070)	(485,070)	(129,570)
Capital Assets Purchased - Special Purpose			(1,879,080)	(1,879,080)	(618,273)
Capital Assets Purchased - Local Capital			(57,359)	(57,359)	0
Decrease (Increase) in Investments				0	0
Decrease (Increase) in Equity Investments				0	0
	0	0	(2,421,509)	(2,421,509)	(747,843)
<b>NET INCREASE (DECREASE) IN CASH</b>	(1,553,090)	78,132	(1)	(1,474,959)	2,144,156

## SCHOOL DISTRICT NO. 82 (Coast Mountains)

Schedule A1

OPERATING FUND  
SURPLUS (DEFICIT)  
YEAR ENDED JUNE 30, 2007

	2007	2007 AMENDED ANNUAL BUDGET	2006
	ACTUAL		ACTUAL
<b>REVENUE</b>			
Provincial Grants - Ministry of Education	45,876,582	45,904,057	44,717,727
Provincial Grants - Other	1,674,427	0	1,339,081
Federal Grants	0	0	0
Other Revenue	6,541,835	5,923,139	6,527,874
Rentals and Leases	188,738	126,600	202,398
Investment Income	302,477	220,560	235,500
	<u>54,584,059</u>	<u>52,174,356</u>	<u>53,022,580</u>
<b>EXPENSE</b>			
Salaries			
Teachers	23,675,316	22,167,200	20,370,452
Principals and Vice Principals	3,370,051	3,540,230	2,952,724
Educational Assistants	2,693,064	2,158,511	2,452,921
Support Staff	5,419,983	5,049,486	6,202,851
Other Professionals	1,636,216	1,534,730	1,843,441
Substitutes	1,710,582	1,912,789	1,652,624
	<u>38,505,212</u>	<u>36,362,946</u>	<u>35,475,013</u>
Employee Benefits	7,442,822	7,648,827	7,254,125
Services and Supplies	7,605,082	9,253,901	9,060,950
	<u>53,553,116</u>	<u>53,265,674</u>	<u>51,790,088</u>
<b>NET REVENUE (EXPENSE), FOR THE YEAR</b>	1,030,943	(1,091,318)	1,232,492
<b>INTERFUND TRANSFERS</b>			
Capital Assets Purchased	(485,070)	0	(129,570)
Local Capital	(1,266,000)	0	(900,000)
Other	0	0	0
<b>OTHER ADJUSTMENTS TO OPERATING FUND BALANCE</b>			
Reduce Unfunded Employee Future Benefits and Vacation Pay	0	0	0
Comprehensive Income (Loss)	0	0	0
<b>BUDGETED ALLOCATION OF SURPLUS (DEFICIT)</b>		0	
<b>SURPLUS (DEFICIT), FOR THE YEAR</b>	<u>(720,127)</u>	<u>(1,091,318)</u>	<u>202,922</u>
<b>SURPLUS (DEFICIT), BEGINNING OF YEAR</b>	1,139,240		935,914
Changes in Accounting Policies/ Prior Period Adjustments			
Correct Surplus			404
<b>SURPLUS (DEFICIT), BEGINNING OF YEAR, AS RESTATED</b>	<u>1,139,240</u>		<u>936,318</u>
<b>SURPLUS (DEFICIT), END OF YEAR</b> (Section 156 (12) of School Act)	<u>419,113</u>		<u>1,139,240</u>
<b>SURPLUS (DEFICIT), END OF YEAR</b>			
Internally Restricted	376,207		
Unrestricted	42,906		
	<u>419,113</u>		

SCHOOL DISTRICT NO. 82 (Coast Mountains)  
 OPERATING FUND  
 COMPARATIVE SCHEDULE OF EXPENSE BY OBJECT  
 YEAR ENDED JUNE 30, 2007

Schedule A3

	2007 ACTUAL	2007 AMENDED ANNUAL BUDGET	2006 ACTUAL
<b>SALARIES</b>			
Teachers	23,675,316	22,167,200	20,370,452
Principals and Vice Principals	3,370,051	3,540,230	2,952,724
Educational Assistants	2,693,064	2,158,511	2,452,921
Support Staff	5,419,983	5,049,486	6,202,851
Other Professionals	1,636,216	1,534,730	1,843,441
Substitutes	1,710,582	1,912,789	1,652,624
	38,505,212	36,362,946	35,475,013
<b>EMPLOYEE BENEFITS</b>	7,442,822	7,648,827	7,254,125
<b>Total Salaries and Benefits</b>	45,948,034	44,011,773	42,729,138
<b>SERVICES AND SUPPLIES</b>			
Services	1,679,289	1,710,691	1,484,584
Student Transportation	1,769,087	1,775,614	1,690,331
Professional Development and Travel	679,068	1,142,461	643,400
Rentals and Leases	7,829	22,900	6,552
Dues and Fees	155,511	115,150	100,028
Insurance	108,491	120,757	96,852
Interest	0	0	0
Supplies	1,880,950	2,915,347	3,575,511
Bad Debts	0	0	0
Utilities	1,324,857	1,450,981	1,463,692
<b>Total Services and Supplies</b>	7,605,082	9,253,901	9,060,950
<b>TOTAL OPERATING EXPENSE</b>	53,553,116	53,265,674	51,790,088

SCHOOL DISTRICT NO. 82 (Coast Mountains)  
 OPERATING FUND  
 EXPENSE BY FUNCTION AND PROGRAM  
 YEAR ENDED JUNE 30, 2007

	2007		2007		2006	
	TOTAL SALARIES AND BENEFITS	SERVICES AND SUPPLIES	AMENDED ANNUAL BUDGET	ACTUAL	AMENDED ANNUAL BUDGET	ACTUAL
<b>1 INSTRUCTION</b>						
1.02 Regular Instruction	22,165,586	2,091,178	28,418,526	26,489,237	25,026,357	25,026,357
1.03 Career Programs	178,165	11,066	226,771	252,389	220,929	220,929
1.07 Library Services	1,108,166	235,094	1,402,270	1,475,220	1,430,140	1,430,140
1.08 Counselling	772,946	928,666	928,666	1,004,720	917,581	917,581
1.10 Special Education	5,866,568	7,113,801	7,479,101	7,602,968	7,234,651	7,234,651
1.30 English as a Second Language	467,977	564,281	565,837	313,951	314,444	314,444
1.31 Aboriginal Education	1,412,710	1,683,288	1,918,443	2,194,715	1,749,183	1,749,183
1.41 School Administration	2,091,300	2,494,210	2,612,481	3,307,479	3,375,141	3,375,141
1.60 Summer School	0	0	0	0	0	0
1.61 Continuing Education	0	0	0	0	0	0
1.62 Off Shore Students	0	0	0	0	0	0
1.64 Other	0	0	0	0	0	0
1.65 Conseil Scolaire Francophone	0	0	0	0	0	0
<b>Total Function 1</b>	<b>34,103,848</b>	<b>6,567,851</b>	<b>40,671,529</b>	<b>42,680,619</b>	<b>40,266,426</b>	<b>40,266,426</b>
<b>4 DISTRICT ADMINISTRATION</b>						
4.11 Educational Administration	302,801	67,364	370,165	68,655	438,820	488,904
4.40 School District Governance	99,270	1,870	101,140	99,677	187,817	203,683
4.41 Business Administration	731,594	154,694	886,288	294,224	1,125,282	1,246,564
4.65 Conseil Scolaire Francophone	0	0	0	0	0	0
<b>Total Function 4</b>	<b>1,133,665</b>	<b>223,928</b>	<b>1,357,593</b>	<b>1,807,149</b>	<b>1,816,188</b>	<b>1,949,151</b>
<b>5 OPERATIONS AND MAINTENANCE</b>						
5.41 Operations and Maintenance Administration	211,418	40,659	252,077	151,532	379,227	387,439
5.50 Maintenance Operations	2,925,384	552,367	3,511,751	752,629	4,264,380	5,612,110
5.52 Maintenance of Grounds	39,872	9,876	48,747	263,234	311,981	322,256
5.56 Utilities	0	0	0	1,308,425	1,432,661	1,452,730
5.65 Conseil Scolaire Francophone	0	0	0	0	0	0
<b>Total Function 5</b>	<b>3,180,674</b>	<b>631,901</b>	<b>3,812,575</b>	<b>2,478,620</b>	<b>6,933,426</b>	<b>7,774,535</b>
<b>7 TRANSPORTATION AND HOUSING</b>						
7.41 Transportation and Housing Administration	17,565	2,736	20,283	20,283	20,936	19,252
7.65 Conseil Scolaire Francophone	0	0	0	0	0	0
7.70 Student Transportation	59,479	16,574	86,044	1,776,666	1,814,435	1,778,724
7.73 Housing	87,025	18,312	106,337	1,883,023	1,835,371	1,797,976
<b>Total Function 7</b>	<b>162,069</b>	<b>27,622</b>	<b>212,664</b>	<b>1,900,172</b>	<b>1,850,742</b>	<b>1,788,952</b>
<b>9 DEBT SERVICES (OPERATING)</b>						
9.92 Interest on Bank Loans	0	0	0	0	0	0
9.94 Interest on Temporary Borrowing	0	0	0	0	0	0
<b>Total Function 9</b>	<b>0</b>	<b>0</b>	<b>0</b>	<b>0</b>	<b>0</b>	<b>0</b>
<b>TOTAL FUNCTIONS 1 - 9</b>	<b>38,505,212</b>	<b>7,442,822</b>	<b>46,948,034</b>	<b>7,605,082</b>	<b>53,653,116</b>	<b>51,790,089</b>

SCHOOL DISTRICT NO. 82 (Coast Mountains)  
SPECIAL PURPOSE FUNDS  
SUMMARY OF CHANGES  
YEAR ENDED JUNE 30, 2007

MINISTRY OF EDUCATION DESIGNATED	OTHER	SCHOOL GENERATED FUNDS	RELATED ENTITIES	TOTAL
2,565,167	289,555	854,818	0	3,649,541
1,715,428	763,710			2,479,138
52,610	10,030	1,871,034		1,887,114
1,763,038	773,740	1,871,034	0	4,478,852
2,659,952	598,688	1,798,951		5,137,591
2	(598)			(598)
1,533,251	363,200	932,251	0	2,931,402

DEFERRED CONTRIBUTIONS

DEFERRED CONTRIBUTIONS, BEGINNING OF YEAR

Add: Contributions Received

Provincial Grants - Ministry of Education	1,715,428
Provincial Grants - Other	763,710
Federal Grants	10,030
Other Revenue	1,887,114
Investment Income	52,610
	1,871,034

Less: Allocated to Revenue Recovered

District Entered	(598)
------------------	-------

DEFERRED CONTRIBUTIONS, END OF YEAR

REVENUE AND EXPENSE

REVENUE	2,567,342	672,158		3,239,500
Provincial Grants - Ministry of Education				0
Provincial Grants - Other	10,421			10,421
Federal Grants	16,109			1,815,060
Other Revenue		1,798,951		0
Rentals and Leases	52,610			52,610
Investment Income				0
Gain (Loss) on Equity Investment				0
	2,639,952	893,688	1,798,951	5,137,591

EXPENSE

Salaries				0
Teachers				0
Principals and Vice Principals				228,259
Educational Assistants	228,259			663,797
Support Staff				0
Other Professionals				0
Substitutes				0

Employee Benefits	663,797	228,259	0	893,056
Services and Supplies	87,201	45,136		132,337
	9,974	424,293	1,798,951	2,233,118
	760,872	698,688	1,798,951	3,258,511
	1,879,080	0	0	1,879,080

NET REVENUE (EXPENSE) BEFORE INTERFUND TRANSFERS

INTERFUND TRANSFERS

Capital Assets Purchased	(1,879,080)			(1,879,080)
Other	0	0	0	0

NET REVENUE (EXPENSE)

	0	0	0	0
	0	0	0	0

SCHOOL DISTRICT NO. 82 (Coast Mountains)  
SPECIAL PURPOSE FUNDS  
CONSOLIDATED CHANGES IN OTHER SPECIAL PURPOSE FUNDS  
YEAR ENDED JUNE 30, 2007

	Literacy Innovation	Envisions	Ready Set Learn	French Immersion	Community Link	Rural Pilot	TOTAL
<b>DEFERRED CONTRIBUTIONS</b>							
<b>DEFERRED CONTRIBUTIONS, BEGINNING OF YEAR</b>	112,654	16,801	26,677	123,549	(37,319)	35,692	289,552
Add: Contributions Received							
Provincial Grants - Ministry of Education	84,244		32,500	78,955	588,000		763,740
Provincial Grants - Other							0
Federal Grants							0
Other Revenue		10,000		30			10,030
Investment Income		10,000	32,500	78,955	588,000	0	713,455
Less: Allocated to Revenue Recovered	49,427	16,109	26,240	59,810	536,681	10,421	696,688
District Entered				(598)			(598)
<b>DEFERRED CONTRIBUTIONS, END OF YEAR</b>	147,471	10,692	33,137	146,735	0	25,271	366,216
<b>REVENUE AND EXPENSE</b>							
<b>REVENUE</b>							
Provincial Grants - Ministry of Education	49,427		26,240	59,810	536,681		672,158
Provincial Grants - Other							0
Federal Grants							0
Other Revenue		16,109					16,109
Investment Income		16,109	26,240	59,810	536,681	10,421	696,688
<b>EXPENSE</b>							
Salaries							
Teachers							
Principals and Vice Principals							
Educational Assistants							
Support Staff				7,633	221,636		229,269
Other Professionals							0
Substitutes							0
Employee Benefits	0	0	0	7,633	221,636	0	229,269
Services and Supplies	49,427	16,109	26,240	56	44,550		45,136
	49,427	16,109	26,240	51,661	270,495	16,421	424,289
<b>NET REVENUE (EXPENSE) BEFORE INTERFUND TRANSFERS</b>	0	0	0	0	536,681	10,421	696,688
<b>INTERFUND TRANSFERS</b>							
Capital Assets Purchased							0
Other	0	0	0	0	0	0	0
<b>NET REVENUE (EXPENSE)</b>	0	0	0	0	0	0	0

SCHOOL DISTRICT NO. 82 (Coast Mountains)  
 CAPITAL FUND  
 CAPITAL ASSETS - WORK IN PROGRESS  
 YEAR ENDED JUNE 30, 2007

	BUILDINGS	FURNITURE AND EQUIPMENT	COMPUTER SOFTWARE	COMPUTER HARDWARE	TOTAL
WORK IN PROGRESS, BEGINNING OF YEAR	0	0	0	0	0
Changes in Accounting Policy/ Prior Period Adjustments District Entered	149,860	386,752			536,612
WORK IN PROGRESS, BEGINNING OF YEAR, AS RESTATED	149,860	386,752	0	0	536,612
Changes for the Year	0	0	0	0	0
Increase:					
Deferred Contributions - Bylaw					0
Deferred Contributions - Other					0
Operating Fund					0
Special Purpose Funds					0
Local Capital					0
Decrease:					
Transferred to Capital Assets	149,860	386,752			536,612
Net Changes for the Year	(149,860)	(386,752)	0	0	(536,612)
WORK IN PROGRESS, END OF YEAR	0	0	0	0	0

SCHOOL DISTRICT NO. 82 (Coast Mountains)  
 CAPITAL FUND  
 CHANGES IN DEFERRED CONTRIBUTIONS  
 YEAR ENDED JUNE 30, 2007

	BYLAW CAPITAL	MINISTRY OF EDUCATION RESTRICTED CAPITAL	OTHER PROVINCIAL CAPITAL	LAND CAPITAL	OTHER CAPITAL	TOTAL
BALANCE, BEGINNING OF YEAR	208,715	0	0	0	0	208,715
Changes in Accounting Policies/ Prior Period Adjustments						
BALANCE, BEGINNING OF YEAR, AS RESTATED	208,715	0	0	0	0	208,715
Changes for the Year						
Increase:						
Provincial Grants - Ministry of Education						0
Provincial Grants - Other						0
Other						0
Investment Income						0
MED Restricted Portion of Proceeds on Disposal						0
Decrease:						
Transferred to DCC - Capital Additions						0
Transferred to DCC - Work in Progress						0
Transferred to Invested in Capital Assets - Site Purchases						0
Net Changes for the Year	0	0	0	0	0	0
BALANCE, END OF YEAR	208,715	0	0	0	0	208,715

# SCHOOL DISTRICT NO. 82 (COAST MOUNTAINS)

## NOTES TO FINANCIAL STATEMENTS

YEAR ENDED JUNE 30, 2007

### NOTE 1 AUTHORITY AND PURPOSE

The School District operates under authority of the *School Act* of British Columbia as a corporation under the name of "The Board of School Trustees of School District No. 82 (Coast Mountains)", and operates as "School District No. 82 (Coast Mountains)." A board of school trustees (Board) elected for a three-year term governs the School District. The School District provides educational programs to students enrolled in schools in the district, and is principally funded by the Province of British Columbia through the Ministry of Education.

### NOTE 2 SUMMARY OF SIGNIFICANT ACCOUNTING POLICIES AND REPORTING PRACTICES

These financial statements were prepared in accordance with Canadian Generally Accepted Accounting Principles (GAAP) for not-for-profit organizations. These principles are consistent with those used in prior years.

The deferral method of accounting for contributions, which includes government grants, is used. Results are reported in the operating fund, special purpose funds and capital fund. Revenues and expenses are recorded on a gross and accrual basis.

Statement 2 (Statement of Revenue and Expense), Statement 3 (Statement of Changes in Fund Balances) and Statement 4 (Statement of Cash Flows) present annual results of each fund, changes in fund balances and cash flows for the year. Statement 1 (Statement of Financial Position) presents the asset, liabilities and fund balances as at June 30th. Interfund transfers and loans are recognized in each fund and eliminated in the consolidated totals.

#### a) Fund Accounting

The resources and operations of the School District are segregated into various funds for accounting and financial reporting purposes based on the types of restrictions on the use of contributions by governments or other granting agencies, and appropriations or other internal restrictions by the Board. While separate accounts are maintained for each fund, for financial reporting purposes, funds with similar characteristics are grouped together:

- Operating fund reports assets, liabilities, revenues and expenses for general operations.
- Special purpose funds report assets, liabilities, revenues and expenses for:
  - Contributions restricted in use by the *School Act* or Ministry of Education.
  - Contributions restricted in use by other external bodies.
  - Endowment funds.
  - Funds collected and used at the school level (i.e. school-generated funds).
- Capital fund reports assets, liabilities, revenues and expenses for capital. Contributions of other funds used for capital purposes are transferred to the capital fund.

#### b) Cash and Cash Equivalents

Cash and cash equivalents include cash and highly liquid securities with original terms to maturity of three months or less when purchased.

**SCHOOL DISTRICT NO. 82 (COAST MOUNTAINS)**

**NOTES TO FINANCIAL STATEMENTS**

**YEAR ENDED JUNE 30, 2007**

**NOTE 2 SUMMARY OF SIGNIFICANT ACCOUNTING POLICIES AND REPORTING PRACTICES (Continued)**

g) Expenditures

- Categories of Salaries
  - Principals, Vice Principals employed under an administrative officer contract are categorized as Principals and Vice Principals.
  - Superintendents, Assistant Superintendents, Secretary-Treasurers, Trustees and other employees excluded from union contracts are categorized as Other Professionals.
- Allocation of Costs
  - Operating expenses are reported by function, program, and object. Whenever possible, expenditures are determined by actual identification. Additional costs pertaining to specific instructional programs, such as special and aboriginal education, are allocated to these programs. All other costs are allocated to regular programs.
  - Actual salaries of personnel assigned to two or more functions or programs are allocated based on the time spent in each function and program. School-based clerical salaries are allocated to school administration and partially to other programs to which they may be assigned. Principals and Vice-Principals salaries are allocated to school administration and may be partially allocated to other programs to recognize their other responsibilities.
  - Employee benefits and allowances are allocated to the same programs, and in the same proportions, as the individual's salary.
  - Supplies and services are allocated based on actual identification of program.

h) Financial Instruments

Financial instruments consist of cash, cash equivalents, accounts receivable, accounts payable, accrued liabilities and other current liabilities. Unless otherwise noted, it is management's opinion that the School District is not exposed to significant interest, currency or credit risks arising from these financial instruments. The fair values of these financial instruments approximate their carrying values, unless otherwise noted.

i) Use of Estimates

Preparation of financial statements in accordance with Canadian Generally Accepted Accounting Principles requires management to make estimates and assumptions that impact reported amounts for assets and liabilities at the date of the financial statements and revenues and expenses during the reporting periods. Significant areas requiring the use of management estimates relate to the potential impairment of assets, rates for amortization and estimated employee future benefits. Actual results could differ from those estimates.

j) Employee Future Benefits

The School District provides certain post-employment benefits including accumulated sick and vacation pay, retirement allowance, life insurance for certain employees pursuant to certain contracts and union agreements. The estimated benefits have been fully funded.

**SCHOOL DISTRICT NO. 82 (COAST MOUNTAINS)**  
**NOTES TO FINANCIAL STATEMENTS**  
**YEAR ENDED JUNE 30, 2007**

**NOTE 4 CAPITAL ASSETS**

	2007		2006	
	Cost	Accumulated Amortization	Net Book Value	Net Book Value
Sites	\$6,547,549	\$0	\$6,547,549	\$6,547,549
Buildings	106,593,441	51,777,258	54,816,183	55,148,335
Furniture & Equipment	1,187,624	250,593	937,031	785,320
Vehicles	888,690	173,608	715,082	448,858
Computer Hardware	427,705	201,438	226,267	268,366
	<b>\$115,645,009</b>	<b>\$52,402,897</b>	<b>\$63,242,112</b>	<b>\$63,198,428</b>

**NOTE 5 DEFERRED CONTRIBUTIONS / INVESTED IN CAPITAL ASSETS**

Deferred capital contributions have been increased by \$248,593 with a corresponding decrease in investment in capital assets.

**NOTE 6 EMPLOYEE FUTURE BENEFITS**

The accrued benefit obligation for employee future benefits is not funded as funding is provided when the benefits are paid. Accordingly, there are no plan assets. Although no plan assets are uniquely identified, the School District has provided for the payment of these benefits. The portion of these benefits that have not been provided for is identified as Unfunded Accrued Employee Future Benefits and Vacation Pay on Statement 1 (Statement of Financial Position).

The period of amortization is equal to the expected average remaining service lifetime (EARSL) of active employees.

	2007	2006
<b>Reconciliation of Accrued Benefit Obligation</b>		
Accrued Benefit Obligation – April 1 (2005 – July 1)	\$ 1,155,225	\$ 1,108,717
Service Cost	83,745	79,233
Interest Cost	62,455	62,206
Benefit Payments	(92,989)	(79,449)
Actuarial (Gain)/Loss	(292,990)	(15,482)
Accrued Benefit Obligation – March 31	<b>\$ 915,446</b>	<b>\$ 1,155,225</b>

**SCHOOL DISTRICT NO. 82 (COAST MOUNTAINS)**

**NOTES TO FINANCIAL STATEMENTS**

**YEAR ENDED JUNE 30, 2007**

**NOTE 8 OPERATING FUND BALANCE, END OF YEAR**

Internally Restricted (appropriated) by Board for:		
School Balances C/F	65,960	
Professional Development	33,975	
Aboriginal Education Balance C/F	276,272	
Subtotal Internally Restricted		376,207
Unrestricted Operating Surplus (Deficit)		42,906
Total Available for Future Operations		<b>\$419,113</b>

**NOTE 9 INTERFUND TRANSFERS**

Inter-fund transfers between the operating, special purpose and capital funds are reported on Statement 3 (Statement of Changes in Fund Balances). For the year ended June 30, 2007, transfers were as follows:

- A transfer in the amount of \$485,070 was made from the Operating Fund to the Capital Fund for the purchase of Capital Assets;
- A transfer in the amount of \$1,879,080 was made from the Special Purpose Fund [Annual Facility Grant (AFG)] to the Capital Fund for the purchase of capital projects;
- A transfer in the amount of \$1,266,000 was made from the Operating Fund to the Local Capital Fund for the purchase of capital assets.

**NOTE 10 BUDGET FIGURES**

Budget figures included in the financial statements are not audited. They were approved by the Board through the adoption of an (amended) annual budget on February 1, 2007.

**NOTE 11 ECONOMIC DEPENDENCE**

Operations of the School District are dependent on continued funding from the Ministry of Education and various governmental agencies to carry out its programs. These financial statements have been prepared in accordance with Canadian GAAP for not-for-profit organizations. This contemplates continuation of the School District as a "going concern".

**NOTE 12 CONTRACTUAL OBLIGATIONS**

The School District has an operating lease with MacQuarie Capital Canada for one hundred sixty (160) notebook computers, 3 year term ends 9 October 2009, 6.64% interest, with equal annual payments of \$65,526.

**School District  
Statement of Financial Information (SOFI)**

**School District No. 82** (Coast Mountains Board of Education)

**Fiscal Year Ended June 30, 2007**

**SCHEDULE OF DEBT**

Information on all long term debt is included in the School District Audited Financial Statements.

Prepared as required by *Financial Information Regulation*, Schedule 1, section 4

**School District  
Statement of Financial Information (SOFI)**

**School District No. 82 (Coast Mountains Board of Education)**

**Fiscal Year Ended June 30, 2007**

**SCHEDULE OF GUARANTEE AND INDEMNITY AGREEMENTS**

School District No. 82 (Coast Mountains Board of Education) has not given any guarantee or indemnity under the Guarantees and Indemnities Regulation.

Prepared as required by *Financial Information Regulation*, Schedule 1, section 5

**School District  
Statement of Financial Information (SOFI)**

**School District No. 82 (Coast Mountains Board of Education)**

**Fiscal Year Ended June 30, 2007**

**SCHEDULE OF REMUNERATION AND EXPENSES**

As per attached spreadsheet.

Prepared as required by Financial Information Regulation, Schedule 1, section 6

NAME	POSITION	REMUNERATION	EXPENSE
-----			
ELECTED OFFICIALS :			
Caruso, Stanley Craig		14,365.31	9,894.15
Collins, Diane		13,594.69	480.70
Erasmus, Art		12,615.38	1,182.54
Gowen, Lorrie		14,992.75	4,153.27
Pankhurst, Barry		12,615.98	5,754.53
Raj, Raymond		12,615.38	4,550.26
Stedham, Hal		12,615.38	1,255.14
Weeber, Pieter		12,615.38	4,669.90
Wu, Huey-Lin		12,615.38	2,089.05
-----			
TOTAL ELECTED OFFICIALS		118,645.63	34,029.54

DETAILED EMPLOYEES > 75,000.00 :

Alexander, Jean E.		87,183.67	3,410.40
Ana, Pamela		79,208.92	1,587.15
Arbuckle, Jane		79,433.16	
Atkinson, Maureen		80,640.60	936.45
Axelsson, Keith		90,790.54	329.61
Ball, Erica		80,408.54	1,044.27
Barr, Glenn		81,282.61	
Barron, Phillip J.		92,673.08	596.82
Bartley, David		100,770.50	1,536.04
Bell, Katherine J.		80,767.08	65.49
Bingham, Bruce		75,524.57	67.50
Booth, Lynne		79,731.61	1,171.90
Bowden, Glen		92,603.67	5,490.21
Bragg-Hounsell, Darlene		81,515.17	
Burton, Sheila		103,529.63	4,354.69
Calhoun, Andrew		75,438.44	
Casgrain, Agnes M.		92,392.68	3,736.31
Champion, Maxine		76,561.94	1,859.81
Charlebois, Mary		75,500.09	
Christiansen, Madeleine		80,207.92	
Clarke, Roberta		77,705.42	1,585.33
Clent, Maureen		79,488.08	472.62
Crawley, David		92,565.08	2,273.19
Dahler, Lise Corriveau		81,126.60	2,701.66
Decario, Nicola S.		79,065.06	5,733.82
Dobbin, Susan		81,126.60	100.00
Drew, Eric		87,812.45	3,634.66
Durrant, Dave		81,817.62	
Eades, John M.		82,340.02	831.73
Eades, Katherine		81,168.95	4,556.30
Erickson, Janelle		79,510.90	
Erickson, Neal A.		81,580.98	
Eyolfson, Barry R.		92,592.08	744.32

NAME	POSITION	REMUNERATION	EXPENSE
Fassnacht, Peter C.		75,087.05	
Foster, Christine		105,131.29	11,038.19
Frater, Grant		80,906.37	
Fyles, Robert G.		79,346.50	
Georges, Marcel		95,160.66	2,260.60
Giguere, Tina		80,110.30	
Gillis, Carla D.		82,448.02	
Graeme, Anna Elaine		81,045.60	
Green, Nadia M.		80,154.60	
Greenwood, Mary		77,757.02	79.55
Greenwood, Robert		119,089.96	16,871.42
Gregg, Maryka		79,582.56	1,522.32
Guizzo, Moreno		81,126.60	
Hashimoto, Brian		75,306.36	
Haynes, Dighton		92,673.08	
Higginson, Simon		80,037.06	
Hildebrandt, Bryan		82,322.06	
Hildebrandt, Jo Ann		77,311.42	325.00
Hiltz, Wendell		91,874.85	2,755.71
Hobenshield, Shirley		80,946.64	818.71
Hollett, Todd		92,673.08	1,476.54
Hopkins, Cari Lee		76,935.40	
Houlden, Greig		87,453.46	6,335.47
Johnsen, Katherine		81,516.88	
Johnson, Janise		85,136.73	1,828.34
Jones, Brian W.		80,723.53	308.34
Jones, Richard Patrick		81,006.27	315.81
Jones-Gallant, Pamela M.		79,929.06	49.12
Kawinsky, Pamela		82,066.00	3,257.41
Keeping, Lyndon E.		81,580.79	
Killoran, Cory		80,127.06	621.19
Krickan, Richard H.		81,063.60	
Kurbel, Henry		92,673.08	1,352.27
Lawlor, Geraldine		79,588.86	
Lehmann, Alan		79,929.06	187.49
Lewis, Kristine Anna		78,562.71	
Linford, Charlotte		83,307.93	9,362.43
Lorenz, J.J. (Hans)		80,185.88	231.78
Mackay, C. Brent		80,018.24	
Mackay, Cameron M.		100,770.50	498.86
Mackinnon, Judy L.		80,883.98	7,626.17
Mactean, Thomas J.		103,859.54	6,678.22
MacLeod, Robin		79,065.06	
Marleau, Terry Glenn		80,037.06	
Meyer, Janet		92,433.60	3,927.55
Mitchell, Estelle		79,708.56	160.00
Morgan, Cathy		86,254.64	3,634.26
Morris, Charles		97,710.13	4,681.32
Mouland, Gary		92,712.12	543.76

NAME	POSITION	REMUNERATION	EXPENSE
Mouland, Patricia		75,579.97	2,650.78
Nelson, Reid		75,677.26	829.73
Ormerod, Louise		81,153.71	2,572.93
Papais, Edward		79,938.06	160.17
Papais, Mary		78,757.99	27.28
Paulin, Michelle		78,847.05	482.54
Paulson, Arland A.		79,598.94	2,764.30
Rainville, Audrey		80,137.53	
Rauschenberger, Carol-Anne		77,862.05	100.00
Scales, Karen		85,344.17	1,936.23
Schwab, David		92,537.48	5,658.32
Scott, Terri Lynn		76,940.90	
Sebastian, Cheryl A.		95,226.00	7,186.92
Shaw, Beverley		75,073.94	43.88
Sluyter, Nicholas G.		81,126.60	63.07
Smalbrugge, Randy		127,662.49	3,006.84
Smith, M. Jane		80,786.54	390.00
Smith, Stella		81,196.66	70.63
Sorenson, John		81,126.60	
Sousa, Cindy		84,021.74	3,961.21
Spalding, Susan E.		79,538.05	971.35
Speidel, Brent		95,204.13	11,161.79
Straker, Pamela E.		76,023.09	232.00
Sutherland, Michele		80,154.60	
Thompson, Barry		75,123.16	15.99
Thomson, W. Douglas		82,856.12	3,996.64
Thorburn Wright, Jan		75,116.62	
Thorhaug, Sheila A.		79,956.06	1,189.21
Thorne, Walter D.		80,356.61	
Tonnesen, Susan M.		81,056.54	
Tormene, Nancy		77,119.94	
Turner, Lynn E.		78,391.88	
Van Dyk, Catherine		80,723.53	
Vandermark, Catherine		78,282.96	9,359.26
Vandermark, Christopher A.		101,120.90	4,429.20
Vidal, Jose A.		88,924.56	2,047.34
Vollrath, Pamela		81,126.60	
Webster, Raymond		80,858.04	
Whitmell, Robert		81,126.60	
Wiebe, Leontine		86,978.74	2,312.34
Wiebe, Orlando D.		75,063.67	139.00
Williams, Andrew P.		80,037.06	152.39
Wilson, Michael S.		77,610.25	7,112.06
Wilson, Warren		92,565.08	5,828.72
Wisniewski, Linda S.		106,244.16	183.82
Wootton, Allen C.		80,037.06	290.00
TOTAL DETAILED EMPLOYEES > 75,000.00		10,739,586.76	218,894.05

NAME	POSITION	REMUNERATION	EXPENSE
TOTAL EMPLOYEES <= 75,000.00		30,309,363.31	296,083.55
		=====	=====
TOTAL		41,167,595.70	549,007.14
TOTAL EMPLOYER PREMIUM FOR CPP/EI			1,969,978.40

**School District  
Statement of Financial Information (SOFI)**

**School District No. 82 (Coast Mountains Board of Education)**

**Fiscal Year Ended June 30, 2007**

**STATEMENT OF SEVERANCE AGREEMENTS**

There were no severance agreements made between School District No. 82 (Coast Mountains Board of Education) and its non-unionized employees during fiscal year 2007.

Prepared as required by *Financial Information Regulation*, Schedule 1, subsection 6(7)

**School District  
Statement of Financial Information (SOFI)**

**School District No. 82 (Coast Mountains Board of Education)**

**Fiscal Year Ended June 30, 2007**

**SCHEDULE OF PAYMENTS MADE FOR THE PROVISION OF GOODS AND SERVICES**

As per attached spreadsheet

Prepared as required by Financial Information Regulation, Schedule 1, section 7

VENDOR NAME	EXPENSE
-----	-----
DETAILED VENDORS > 25,000.00 :	
4 SURE AUTOMOTIVE & REV REPAIR	45,201.68
ACADIA NORTHWEST MECHANICAL INC	670,005.47
APPLE CANADA INC	47,746.83
AVISTA ENERGY CANADA, LTD	241,087.60
BANDSTRA TRANSPORTATION SYSTEMS LTD	36,192.67
BC HYDRO	510,203.29
BCSTA	35,923.52
BUSHY'S AUTO REPAIR	42,789.72
CALEDONIA SECONDARY	25,500.64
CANADIAN WESTERN TRUST	30,622.00
COAST MOUNTAIN TEACHERS' FEDERATION	102,535.29
COMMISSIONER OF MUNICIPAL	606,305.59
COMMISSIONER OF TEACHER'S PENSIONS	3,497,093.62
COMMUNITEK INC.	184,704.79
COSTCO WHOLESALE #158	62,415.48
DELL COMPUTER CORPORATION	152,152.55
DES CONSORTIUM BC DISTANCE ED	36,562.00
DISABILITY MANAGEMENT INSTITUTE	28,196.95
DR LYNDA HANDY	163,509.17
EB HORSMAN & SON	50,939.20
ELECTRONIC FUTURES C926	50,029.93
EMCO CORPORATION	57,426.83
FAMILY SERVICE OF GREATER VANCOUVER	31,201.80
FARWEST BUS LINES LTD	287,235.60
FARWEST BUS LINES LTD.	1,442,161.95
GARAVENTA (CANADA) LTD	71,744.72
GRAYDON SECURITY SYSTEMS	58,994.55
HARRIS & COMPANY	63,520.90
INSURANCE CORPORATION OF BC	40,236.00
INTELLICOM CANADA INC	214,097.48
INVESTORS GROUP-PRINCE GEORGE	32,796.31
IOS FINANCIAL SERVICES	262,653.30
J. OVIATT CONTRACTING	177,697.09
JANITOR'S WAREHOUSE	85,134.03
KALUM HORSESHOE COMMUNITY	82,111.34
KELOWNA CHRYSLER DODGE	113,498.92
KIRKMAN BUS SALES LTD	59,715.98
KITIMAT CHILD DEVELOPMENT CENTRE	133,444.41
MACQUARIE CAPITAL (CANADA) LTD	65,525.64
MCGRAW-HILL RYERSON LIMITED	28,992.48
MIDWAY PURNELL SANITARY SUPPLY (PG)	61,212.60
MINISTER OF FINANCE-QUEENS PRINTER	169,115.30
MORNEAU SOBECO	180,930.76
MOUNT ELIZABETH SECONDARY	33,748.72
NORTHERN SAVINGS CREDIT UNION	25,619.74
NORTHWEST COMMUNITY COLLEGE	76,637.29
OVERWAITEA FOODS #34-KITIMAT	26,475.01

VENDOR NAME	EXPENSE
PACIFIC NORTHERN GAS LTD	378,893.02
PEARSON EDUCATION CANADA	62,935.76
POSTAGE BY PHONE	33,320.00
PUBLIC EDUCATION BENEFITS TRUST	474,776.44
REVENUE SERVICE OF BRITISH COLUMBIA	420,515.00
ROYAL BANK OF CANADA	71,021.90
ROYAL BANK VISA	61,892.41
RUSSELL PAINTING & SANDBLASTING	171,909.49
SDS SOFTWARE INC	76,259.88
SHANAHAN'S LTD.	28,199.61
SHELL CANADA PRODUCTS	66,651.61
SPEEDEE (SMITHERS)	25,252.19
SPEEDEE PRINTERS LTD.	78,265.16
STAPLES #279	40,491.86
SUMMIT STEEL CLADDING INC	28,905.62
SUPERIOR PROPANE INC	30,703.59
SUPERIOR PROPANE INC	178,867.86
TELKWA ROOFING & SHEET METAL LTD	96,462.12
TELUS COMMUNICATIONS INC.	174,913.38
TELUS MOBILITY CELLULAR	30,324.73
TERRACE BUILDERS CENTRE LTD.R	43,810.79
TERRACE STEEL WORKS LTD	36,801.04
TERRACE TOTEM FORD	51,249.05
TRI TOWN LUMBER & FEED	29,147.91
UNISOURCE CANADA INC	56,875.72
WASTE MANAGEMENT	29,378.79
WEST COAST LIGHTING PRODUCTS LTD.	57,601.20
WESTPRO GROUP HEALTH - TRUST	771,003.49
WESTSUN COMMUNICATIONS LTD	55,227.62
WK CONTRACTING LTD.	110,362.02
WOOD WHEATON GM	55,882.48
WORKERS COMPENSATION BOARD	209,322.75
YOUR DECOR	197,878.41
TOTAL DETAILED VENDORS > 25,000.00	14,736,749.64
TOTAL VENDORS <= 25,000.00	2,885,135.39
TOTAL PAYMENTS FOR THE GOODS AND SERVICES	17,621,885.03

SCHEDULED PAYMENTS  
-----

REMUNERATION	41,167,595.70
EMPLOYEE EXPENSES	549,007.14
EMPLOYER CPP/EI	1,969,978.40
PAYMENTS FOR GOODS AND SERVICES	17,621,885.03
TOTAL SCHEDULED PAYMENTS	61,308,466.27

RECONCILIATION ITEMS  
-----

NONCASH ITEMS:	
ACCOUNTS PAYABLE ACCRUALS	749,579.75
PAYROLL ACCRUALS	18,357.41
INVENTORIES AND PREPAIDS	95,963.00
PAYMENTS INCLUDED:	
TAXABLE BENEFITS	780,485.93-
OTHER:	
THIRD PARTY RECOVERIES	530,993.83-
GST REBATE	383,213.59-
RECOVERIES OF EXPENSES	35,896.08-
MISCELLANEOUS	0.00
TOTAL RECONCILIATION ITEMS	866,689.27-

FINANCIAL STATEMENT EXPENDITURES  
-----

OPERATING FUND	53,553,116.00
TRUST FUND	3,258,511.00
CAPITAL FUND	3,630,150.00
TOTAL FINANCIAL STATEMENT EXPENDITURES	60,441,777.00

BALANCE	0.00
---------	------